

# CTRL DELTA

WIRELESS CONTROL

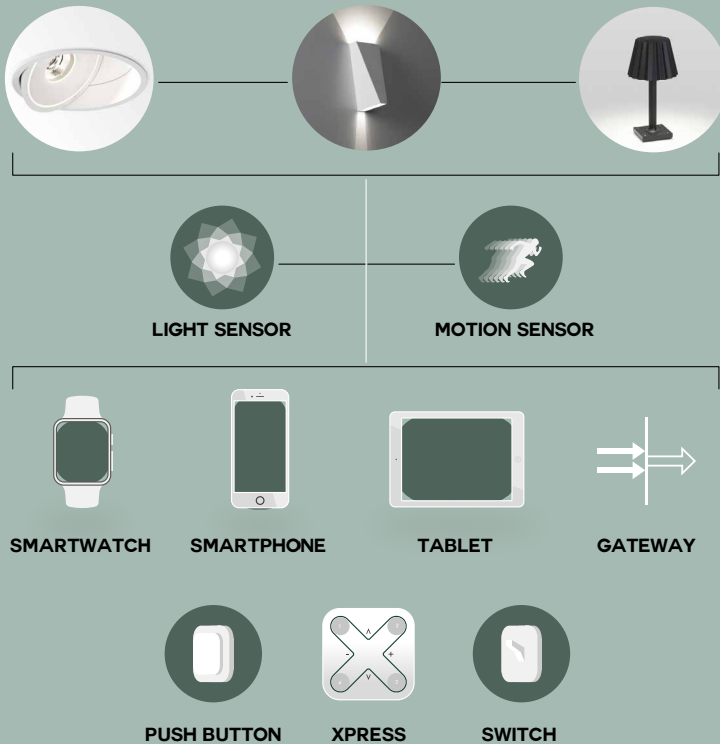


 DELTALIGHT®

# CTRL DELTA

## WIRELESS CONTROL

Delta Light introduces CTRL DELTA, a wireless dimming solution enabling you to control and manage a selection of luminaires via the CTRL DELTA app on your mobile devices (Apple or Android). CTRL DELTA enabled luminaires can also be controlled from a regular wall switch without the app.



### How to in 5 easy steps:

1. Order your desired CTRL DELTA unit (not standard included with luminaire)
2. Install the CTRL DELTA unit
3. Download the Casambi App in the App or Play Store.
4. Find your CTRL DELTA unit in the Casambi app, using Bluetooth.
5. Take a picture of your room and place the light controls upon the related pictures.  
Now you can visually manage your luminaires directly through the picture.

All products automatically create a wireless mesh network.  
The lighting can be controlled via smartphones, tablets, smart watches,  
push buttons, switches or the Xpress.

Smart control can even be achieved from old wall switches  
without changing the wiring.

With **CTRL DELTA** you can:

Dim the lighting

Group luminaires

Configure, save and recall scenes

Configure, save and recall animations

Use the Schedule to recall scenes or animations based on time and date

Adjust colours

Adjust colour temperatures

Use motion sensors

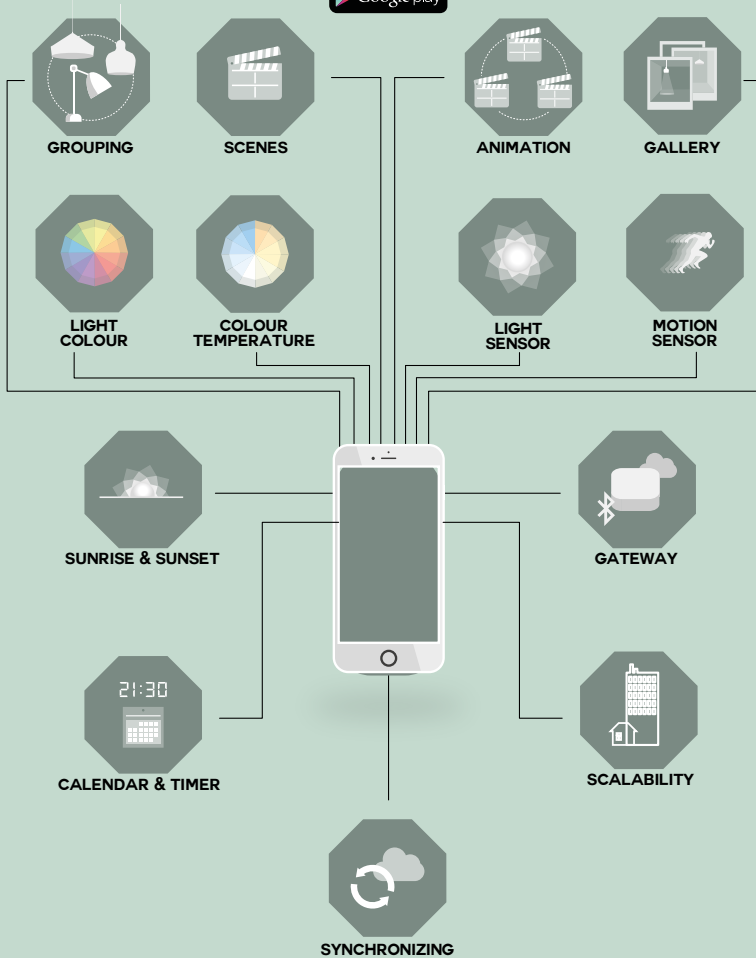
Take pictures of your spaces and add lighting control directly to your picture

Take sunrise and sunset into account while defining timers

Get status information from the system

Update the firmware over-the-air

# CONFIGURATION / CONTROL APP

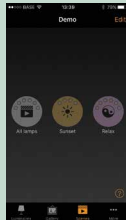


## GEOLOCATION - SUNRISE/SUNSET



Simply by using the gps position of your smartphone or tablet the system is able to know when the sun rises or sets. You can use this to manage scenes; there is no need for a light sensor

## SCENES - ATMOSPHERE CONTROL



Set one or more lamps to a certain level to create the correct atmosphere for a dinner, a day at the office or whatever you want. Scenes can be activated with a push button or with the app. Loop several scenes in an animation for some effects.



## GALLERY - APP PERSONALISATION

Take pictures or load pictures from your mobile device to use as a control screen for your lamp fixtures.

## SWITCH AND DIM EASILY

Short tapping with the finger switches the lamp on and off. Swiping your finger on the picture will dim the light. Thats easy.



## SHARING AND AUTHORIZATION

Decide who can control you network. Admin and visitor passwords can be set so you decide who can control and who can change settings.



# AVAILABLE HARDWARE

## WIRELESS CONTROL DIM8 (FALLING EDGE)

Compact, high quality trailing edge dimmer for dimmable mains voltage powered loads. It can be installed behind a traditional wall switch, into the casing or the ceiling connection of a luminaire.



MAINS VOLTAGE E27/GU10 max.150W  
LOW VOLTAGE + ELECTRONIC TRANSFO max.50W  
LED POWER SUPPLY + LED max.50W

## WIRELESS CONTROL 5A DIM1 (1-10V)

Wireless control unit for Led drivers and halogen transformers with 1-10V dimming. These units have an integrated electronic switch up to 5A enabling direct switching of the load. (no need of external relay)



## WIRELESS CONTROL DIM5 (DALI)

Wireless control unit for Led drivers and halogen transformers with Dali dimming. Optional Dali repeater available with capacity of 64 drivers.





### WIRELESS CONTROL 4 CHANNEL

4 channel monochrome, rgb, rgbw or tunable white - it is all possible. Use the push button input for controlling the lamp without the app or control other lamps/scenes with it.



### 24V WIRELESS DIM UNIT

A two channel version able to control monochrome and tunable white LEDflex. Use the push button input for controlling the lamp without the app or control other lamps/scenes with it.



### LED POWER CONVERTOR 48V-DC WIRELESS DIM LOW VOLTAGE (WDL)

Converts 48V - DC to constant current, needed for LED's. Available in 350, 500 and 700 mA. An elegant solution and it is ideal for where parallel cabling is already installed. 48V- DC is brought over the parallel cabling to the Led power Convertor WDL that converts to the needed current and which is dimmable by CTRL Delta.

### WIRELESS PUSH BUTTON INTERFACE

Add any push button to the casambi network. One to four buttons can be added with one interface. Configuration is done in the app. Control lights, groups or scenes and animations. No power supply needed as this battery powered.

### WIRELESS SWITCH

Wireless Switch is a wireless user interface that can be configured via the Casambi app. The four target buttons can control a scene or an animation of the user's choice or simply one luminaire, one luminaire group or all luminaires together if so desired. Xpress comes with a wall mounting plate. The switch can be attached to the plate as it is equipped with magnets.



# CTRL DELTA IN THE LIGHTING BIBLE® 12

In essence, all dimmable luminaires can be wireless controlled, as long as the required components are either integrated or installed externally. Throughout Lighting Bible 12®, the symbols below show if wireless control is possible with the luminaire in question.



## CTRL DELTA INSIDE

Wireless control is standard and the luminaire has the required component integrated.



## CTRL DELTA READY

Luminaire can be wireless controlled, but requires an external component. In order to ensure the best interaction, this component needs to be installed close to the luminaire. Installation options need to be checked according to the nature of the luminaire and the installation possibilities.



## CTRL DELTA CUSTOM

Wireless control for this particular luminaire is on demand and needs to be checked by Delta Light®.




**Easy to install.** You don't need any new wiring, switches, devices or networks. Plug in the lighting fixture and pair it with your smartphone or tablet. No other configurations needed.

**Easy to use.** You can control your lights with an intuitive and visual user interface on your smartphone or tablet.

**Easy to enjoy.** With a tap on your smartphone you can set the ambience. With the Casambi App you can control your luminaires individual or in groups.



# CTRL DELTA IDENTITY KIT

RF TECHNOLOGY	 / FREE CASAMBI APP
GATEWAY	NO GATEWAY / MESH NETWORK
MOBILE PLATFORM	 /  SECURED CLOUD CONNECTION ADMINISTRATOR / USER
APPLE HOME	COMPATIBLE PENDING
WALL SWITCH	WIRELESS SWITCH PUSH BUTTON INTERFACE
NODES PER NETWORK	128 (IN & OUT)
iBEACON PROXIMITY	YES
AVAILABLE HARDWARE	1-10V DALI FE DIMMING 4 CHANNEL FLEX INTERFACE

An advanced lighting control solution based on the Bluetooth low energy standard. BLE is a state-of-the-art wireless technology. It is the only low power wireless technology available in all modern smartphones, tablets and smartwatches. This makes it the only mainstream wireless technology in the world. It is future proof and it is available now to control your lights.



For more information and technical info please go to  
**[www.deltalight.com/CTRLDELTA](http://www.deltalight.com/CTRLDELTA)**