

MINIGRID IN TRIMLESS 2 HP 93020

100050 9310 W-W

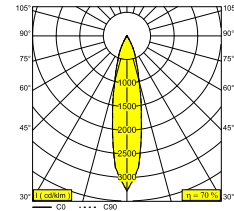
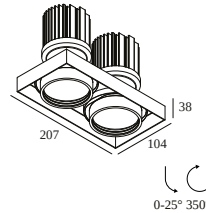
AVAILABLE IN

BLACK-BLACK 100050 9310 B-B

BLACK-WHITE 100050 9310 B-W

WHITE-BLACK 100050 9310 W-B

WHITE-WHITE 100050 9310 W-W



[View on website](#)



General info

LOCATION	indoor
INSTALLATION	Ceiling Recessed
CUTOUT SHAPE/SIZE (MM)	rectangle - KIT
RECESSED DEPTH (MM)	160
INGRESS PROTECTION	IP20
WEIGHT (KG)	1
ADJUSTABILITY	0° to 25° swiveling, 355° rotatable
INFORMATION	2 x REFLECTOR SP-20° EXCL.LED POWER SUPPLY 500-700mA-DC

Electrical info

CLASS	III
DIM TYPE	depending on power supply
ENERGY CLASS	E
CERTIFICATES	CB, ENEC

Lightsource info

LIGHTSOURCE NAME	LED
LIGHTSOURCE	2 x (LED array 16,3-23,2W / CRI>90 (R9: 52) / 3000K / 2309-3169lm)
TM-30 VALUES	rf: 90 / Rg: 99
SDCM	SDCM1
RISKGROUP	RG1
LM80	L90B10 > 50000
BEAMANGLE	20°
LED TECHNICS (LIGHT SOURCE)	6338lm // 46,4W // 136lm/W
LED TECHNICS (LUMINAIRE)	4467lm // 53,4W // 84lm/W

Requirements

MINIGRID IN 2 MOUNTING KIT HP
LED POWER SUPPLY 500 / 700mA-DC DIM (Remote)

Accessories

HONEYCOMB 72
SOFTENING LENS 72







For detailed installation instructions, please consult the manual : [100050_XXX0_HAND.pdf](#)

DELTALIGHT

MINIGRID IN TRIMLESS 2 HP 93020

100050 9310 W-W

CEILING COMPATIBILITY

Ceiling Type	Mounting Kit	
 System ceiling	 202 71 95 02 HP - MINIGRID IN 2 MOUNTING KIT HP	Required
 Plasterboard	 202 71 95 02 HP - MINIGRID IN 2 MOUNTING KIT HP	Required
 Stucanet	 202 71 95 02 HP - MINIGRID IN 2 MOUNTING KIT HP	Required

FINISH YOUR SPECIFICATION

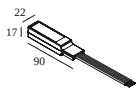
LED power supplies

of Fixtures



of fixtures indicates how many devices can be connected (min -> max) to the power supply. The values before and after the '|' correspond respectively with the minimum and maximum driving current. Values between brackets are applicable to 110V.

Min current | Max current

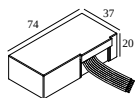


300 48 500 ED1 LED POWER CONVERTER 48V-DC to 500 mA-DC / 22W DIM1

1/2

Dimtype: 1-10V

Cutout dimension (mm): 30

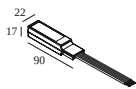


300 48 500 ED5 LED POWER CONVERTER 48V-DC to 500 mA-DC / 22W DIM5

1/2

Dimtype: DALI

Cutout dimension (mm): 45

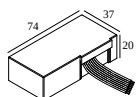


300 48 500 MDL LED POWER CONVERTER 48V-DC to 500 mA-DC / 22W MDL

1/2

Dimtype: non-dimmable

Cutout dimension (mm): 30

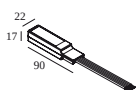


300 48 500 WDL LED POWER CONVERTER 48V-DC to 500 mA-DC / 22W WDL

1/2

Dimtype: WDL = wireless dimmable

Cutout dimension (mm): 45



300 48 700 ED1 LED POWER CONVERTER 48V-DC to 700 mA-DC / 25W DIM1

1/2

Dimtype: 1-10V

Cutout dimension (mm): 30

DELTALIGHT

MINIGRID IN TRIMLESS 2 HP 93020

100050 9310 W-W



300 48 700 ED5 LED POWER CONVERTER 48V-DC to 700 mA-DC / 25W DIM5

1/2

Dimtype: DALI

Cutout dimension (mm): 45



300 48 700 MDL LED POWER CONVERTER 48V-DC to 700 mA-DC / 25W MDL

1/2

Dimtype: non-dimmable

Cutout dimension (mm): 30

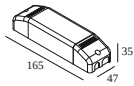


300 48 700 WDL LED POWER CONVERTER 48V-DC to 700 mA-DC / 25W WDL

1/2

Dimtype: WDL = wireless dimmable

Cutout dimension (mm): 45

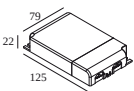


300 90 61 LED POWER SUPPLY MULTI-POWER DIM6

1/2 | 1/2

Dimtype: mains (phase cut-off) or push button

Cutout dimension (mm): 56

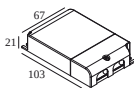


300 90 63 LED POWER SUPPLY MULTI-POWER DIM9

1(1) | 1(1/2)

Dimtype: 1-10V or DALI or push button

Cutout dimension (mm): 82

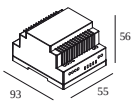


300 90 64 LED POWER SUPPLY MULTI-POWER DIM7

1/2->1/2(0) | 1/2->1/2(0)

Dimtype: 1-10V or push button

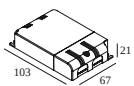
Cutout dimension (mm): 72



300 90 67 LED POWER CONVERTER 24V-DC TO MULTI CURRENT 48W DIM9

- | 1/2

Dimtype: 1-10V or DALI or push button

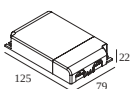


300 90 68 LED POWER SUPPLY MULTI-POWER DIM5

1/2(0) | 1/2(0)

Dimtype: DALI

Cutout dimension (mm): 72

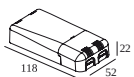


300 90 69 LED POWER SUPPLY MULTI-POWER HV DIM9

1(1) | 1(1/2)

Dimtype: 1-10V or DALI or push button

Cutout dimension (mm): 84



300 90 124 LED POWER SUPPLY MULTI-POWER DIM7

1/2(0) | 0

Dimtype: 1-10V or push button

Cutout dimension (mm): 55

DELTALIGHT

MINIGRID IN TRIMLESS 2 HP 93020

100050 9310 W-W

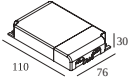


300 90 125 LED POWER SUPPLY MULTI-POWER MINI DIM5

1/2(0) | 0

Dimtype: DALI

Cutout dimension (mm): 55



300 90 135 LED POWER SUPPLY MULTI-POWER HV

1 | 1/2->1

Dimtype: non-dimmable

Cutout dimension (mm): 90

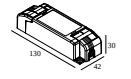


21012 0010 LED POWER SUPPLY MULTI POWER

1/2 | 1/2

Dimtype: non-dimmable

Cutout dimension (mm): 50

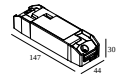


21012 0021 LED POWER SUPPLY MULTI POWER DIM1

1/2 | 1/2

Dimtype: 1-10V

Cutout dimension (mm): 54

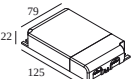


21012 0035 LED POWER SUPPLY MULTI POWER DIM5

1/2 | 1/2

Dimtype: DALI

Cutout dimension (mm): 54




21012 004W LED POWER SUPPLY MULTI-POWER WDL

1/2->1(1) | 1/2->1(1/2)

Dimtype: WDL = wireless dimmable

Cutout dimension (mm): 84

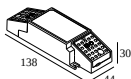


21012 005W LED POWER SUPPLY MULTI-POWER COMPACT WDL

1/2 | 1/2

Dimtype: WDL = wireless dimmable

Cutout dimension (mm): 54

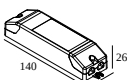


21012 0288 LED POWER SUPPLY MULTI POWER 500-700 / 36W DIM8

0 | 1/2

Dimtype: mains (phase cut-off)

Cutout dimension (mm): 55

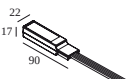


21012 0298 LED POWER SUPPLY MULTI POWER 250-900 / 20W DIM8

1/2 | 0

Dimtype: mains (phase cut-off)

Cutout dimension (mm): 48



21032 0305 LED POWER CONVERTER 48V-DC to 500 mA-DC / 22W DIM5

1/2

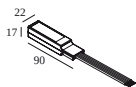
Dimtype: DALI

Cutout dimension (mm): 30

DELTALIGHT

MINIGRID IN TRIMLESS 2 HP 93020

100050 9310 W-W



21032 0315

LED POWER CONVERTER 48V-DC to 700 mA-DC / 25W DIM5

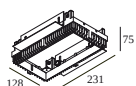
1/2



Dimtype: DALI

Cutout dimension (mm): 30

Mounting kits

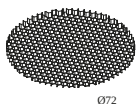


202 71 95 02 HP MINIGRID IN 2 MOUNTING KIT HP



Cutout dimension (mm): 130 x 233

Light altering devices



201 05 01 B HONEYCOMB 72 B



201 05 04 SOFTENING LENS 72



Notes: