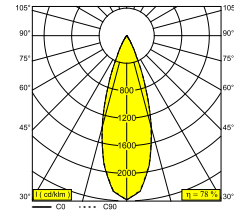
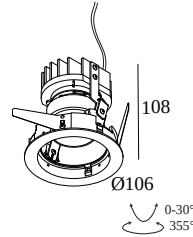


iMAX II ROUND ADJUSTABLE LP 93033

24210 9330 W

BESCHIKBAAR IN
ZWART 24210 9330 B
WIT 24210 9330 W



 [Bekijk op website](#)



Algemene info

LOCATIE	binnen
INSTALLATIE	Plafond Inbouw
ZAAGMAAT/OPENING (MM)	rond - 98
INBOUWDIEPTE (MM)	125
DIKTE MONTAGEOPPERVLAK (MM)	max.25
STOF EN WATERDICHTHEID	IP20 or IP54 (with TUBE IP)
GEWICHT (KG)	0.4
RICHTBAARHEID	0° tot 30° zwenkbaar, 355° roteerbaar
INFO	LENS FL-33° EXCL.LED POWER SUPPLY 350-500mA-DC

Elektrische info

KLASSE	III
DIM TYPE	afhankelijk van de te kiezen externe voeding
ENERGIE KLASSE	E
CERTIFICATEN	CB, EAC, ENEC

Info lichtbron

LIGHTSOURCE NAME	LED
LICHTBRON	LED array 5,8-8,6W / CRI>90 (R9: 52) / 3000K / 734-1018lm
TM-30-15 WAARDEN	rf: 90 / Rg: 99
SDCM	SDCM1
RISK-GROEP	RG1
LM80	L90B10 > 50000
BEAMANGLE	33°
LED TECHNIEK (LICHTBRON)	1018lm // 8,6W // 118lm/W
LED TECHNIEK (TOESTEL)	796lm // 9,9W // 81lm/W

Benodigdheden

iMAX II TUBE ROUND
LED POWER SUPPLY 350 / 500mA-DC DIM

Accessoires

iMAX II ACCESSOIRES









Voor gedetailleerde montage gegevens, consulteer de handleiding : [24210_XXXX_HAND.pdf](#)

DELTALIGHT

iMAX II ROUND ADJUSTABLE LP 93033

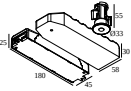
24210 9330 W

PLAFOND COMPATIBILITEIT

Ceiling Type	Mounting Kit	
 System ceiling	 15215 0010 - MOUNTING KIT FLUSH iMAX II ROUND	Required
 Plasterboard	 15215 0010 - MOUNTING KIT FLUSH iMAX II ROUND	Required
 Stucanet	 15215 0010 - MOUNTING KIT FLUSH iMAX II ROUND	Required
 Wood	-	
 Stretched ceiling	-	

VERVOLLEDIG UW SPECIFICATIE

Noodunits

 21032 0270 B EMERGENCY UNIT 7W / 1h + LED INDICATOR HOLDER B	<input type="checkbox"/>
Uitsparingsmaat (mm): 27	
21032 0270 W EMERGENCY UNIT 7W / 1h + LED INDICATOR HOLDER W	<input type="checkbox"/>

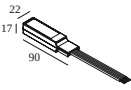
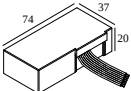
LED voedingen

armaturen



armaturen geeft aan hoeveel toestellen op de voeding kunnen worden aangesloten (min -> max). De waarden vóór en na de 'l' komen respectievelijk overeen met de minimale en maximale aanstroom. Waarden tussen haakjes zijn van toepassing op 110V.

Min. stroom | Max. stroom

 300 48 350 ED1 LED POWER CONVERTER 48V-DC to 350 mA-DC / 15W DIM1	2	<input type="checkbox"/>
Dimtype: 1-10V		
Uitsparingsmaat (mm): 30		
 300 48 350 ED5 LED POWER CONVERTER 48V-DC to 350 mA-DC / 15W DIM5	2	<input type="checkbox"/>
Dimtype: DALI		
Uitsparingsmaat (mm): 45		

DELTALIGHT

iMAX II ROUND ADJUSTABLE LP 93033

24210 9330 W



300 48 350 MDL LED POWER CONVERTER 48V-DC to 350 mA-DC / 15W MDL

2

Dimtype: niet dimbaar

Uitsparingsmaat (mm): 30



300 48 350 WDL LED POWER CONVERTER 48V-DC to 350 mA-DC / 15W WDL

2

Dimtype: WDL = draadloos

Uitsparingsmaat (mm): 45



300 48 500 ED1 LED POWER CONVERTER 48V-DC to 500 mA-DC / 22W DIM1

2

Dimtype: 1-10V

Uitsparingsmaat (mm): 30



300 48 500 ED5 LED POWER CONVERTER 48V-DC to 500 mA-DC / 22W DIM5

2

Dimtype: DALI

Uitsparingsmaat (mm): 45

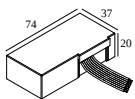


300 48 500 MDL LED POWER CONVERTER 48V-DC to 500 mA-DC / 22W MDL

2

Dimtype: niet dimbaar

Uitsparingsmaat (mm): 30

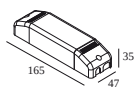


300 48 500 WDL LED POWER CONVERTER 48V-DC to 500 mA-DC / 22W WDL

2

Dimtype: WDL = draadloos

Uitsparingsmaat (mm): 45



300 90 61 LED POWER SUPPLY MULTI-POWER DIM6

2 | 2

Dimtype: net-dimbaar (fase afsnijding) of met drukknop

Uitsparingsmaat (mm): 56

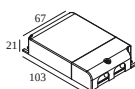


300 90 63 LED POWER SUPPLY MULTI-POWER DIM9

4(4) | 4(4)

Dimtype: 1-10V of DALI of drukknop

Uitsparingsmaat (mm): 82



300 90 64 LED POWER SUPPLY MULTI-POWER DIM7

3(2) | 2(1)

Dimtype: 1-10V of met drukknop

Uitsparingsmaat (mm): 72



300 90 67 LED POWER CONVERTER 24V-DC TO MULTI CURRENT 48W DIM9

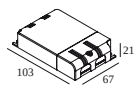
2 | -

Dimtype: 1-10V of DALI of drukknop

DELTALIGHT

iMAX II ROUND ADJUSTABLE LP 93033

24210 9330 W

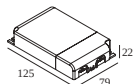


300 90 68 LED POWER SUPPLY MULTI-POWER DIM5

2(2) | 2(1)

Dimtype: DALI

Uitsparingsmaat (mm): 72

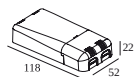


300 90 69 LED POWER SUPPLY MULTI-POWER HV DIM9

2->6(6) | 6(4)

Dimtype: 1-10V of DALI of drukknop

Uitsparingsmaat (mm): 84

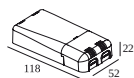


300 90 124 LED POWER SUPPLY MULTI-POWER DIM7

2(2) | 2(1)

Dimtype: 1-10V of met drukknop

Uitsparingsmaat (mm): 55

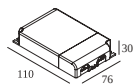


300 90 125 LED POWER SUPPLY MULTI-POWER MINI DIM5

2(2) | 2(1)

Dimtype: DALI

Uitsparingsmaat (mm): 55

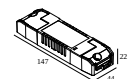


300 90 135 LED POWER SUPPLY MULTI-POWER HV

3->4 | 2->4

Dimtype: niet dimbaar

Uitsparingsmaat (mm): 90

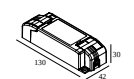


21012 0010 LED POWER SUPPLY MULTI POWER

2 | 2

Dimtype: niet dimbaar

Uitsparingsmaat (mm): 50

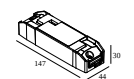


21012 0021 LED POWER SUPPLY MULTI POWER DIM1

3 | 3

Dimtype: 1-10V

Uitsparingsmaat (mm): 54

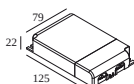


21012 0035 LED POWER SUPPLY MULTI POWER DIM5

3 | 3

Dimtype: DALI

Uitsparingsmaat (mm): 54

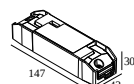


21012 004W LED POWER SUPPLY MULTI-POWER WDL

4(4) | 4(3)

Dimtype: WDL = draadloos

Uitsparingsmaat (mm): 84



21012 005W LED POWER SUPPLY MULTI-POWER COMPACT WDL

3 | 3

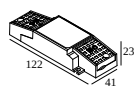
Dimtype: WDL = draadloos

Uitsparingsmaat (mm): 54

DELTALIGHT

iMAX II ROUND ADJUSTABLE LP 93033

24210 9330 W

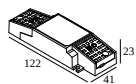


21012 0258 LED POWER SUPPLY MULTI POWER 200-350 / 10W DIM8

1

Dimtype: net-dimbaar (fase afsnijding)

Uitsparingsmaat (mm): 50

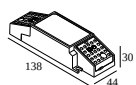


21012 0268 LED POWER SUPPLY MULTI POWER 200-350 / 15W DIM8

2->2

Dimtype: net-dimbaar (fase afsnijding)

Uitsparingsmaat (mm): 50

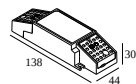


21012 0278 LED POWER SUPPLY MULTI POWER 500-700 / 20W DIM8

1

Dimtype: net-dimbaar (fase afsnijding)

Uitsparingsmaat (mm): 55

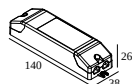


21012 0288 LED POWER SUPPLY MULTI POWER 500-700 / 36W DIM8

2->3

Dimtype: net-dimbaar (fase afsnijding)

Uitsparingsmaat (mm): 55

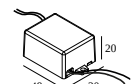


21012 0298 LED POWER SUPPLY MULTI POWER 250-900 / 20W DIM8

2 | 2

Dimtype: net-dimbaar (fase afsnijding)

Uitsparingsmaat (mm): 48

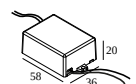


21012 0308 LED POWER SUPPLY 350mA / 7,35W DIM8

1

Dimtype: net-dimbaar (fase afsnijding)

Uitsparingsmaat (mm): 40

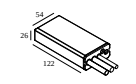


21012 0318 LED POWER SUPPLY 500mA / 10W DIM8

1

Dimtype: net-dimbaar (fase afsnijding)

Uitsparingsmaat (mm): 40

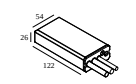


21012 0480 LED POWER SUPPLY 350mA-DC / 17W IP68

2(2)

Dimtype: niet dimbaar

Uitsparingsmaat (mm): 60

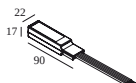


21012 0500 LED POWER SUPPLY 500mA-DC / 24W IP68

2(1)

Dimtype: niet dimbaar

Uitsparingsmaat (mm): 60



21032 0295 LED POWER CONVERTER 48V-DC to 350 mA-DC / 15W DIM5

2

Dimtype: DALI

Uitsparingsmaat (mm): 30

DELTALIGHT

iMAX II ROUND ADJUSTABLE LP 93033

24210 9330 W



21032 0305

LED POWER CONVERTER 48V-DC to 500 mA-DC / 22W DIM5

2



Dimtype: DALI

Uitsparingsmaat (mm): 30

Montage kit

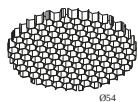


15215 0010 MOUNTING KIT FLUSH iMAX II ROUND

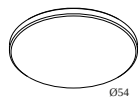


Uitsparingsmaat (mm): 121

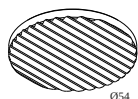
Licht veranderende onderdelen



24213 0050 B iMAX II HONEYCOMB B



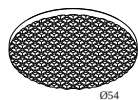
24213 0060 iMAX II GLASS SBL



24213 0070 iMAX II LINEAR SPREAD LENS



24213 0090 iMAX II SOFTENING LENS



24213 0100 iMAX II SPREAD LENS

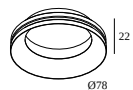


DELTALIGHT

iMAX II ROUND ADJUSTABLE LP 93033

24210 9330 W

Maak je product af



24213 0010 B

iMAX II TUBE ROUND B

24213 0010 FG

iMAX II TUBE ROUND FG

24213 0010 MMAT

iMAX II TUBE ROUND MMAT

24213 0010 W

iMAX II TUBE ROUND W



24213 0040 B

iMAX II TUBE ROUND IP B

24213 0040 FG

iMAX II TUBE ROUND IP FG

24213 0040 MMAT

iMAX II TUBE ROUND IP MMAT

24213 0040 W

iMAX II TUBE ROUND IP W

Notes: