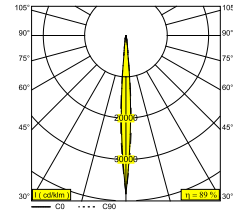
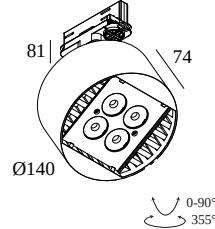




FRAGMA M SUPERSPOT 9308 ADM WD

23615 931W B

BESCHIKBAAR IN
ZWART 23615 931W B
WIT 23615 931W W



[Bekijk op website](#)



Algemene info

LOCATIE	binnen
INSTALLATIE	Rail systemen Rail montage
STOF EN WATERDICHTHEID	IP20
GEWICHT (KG)	1.3
RICHTBAARHEID	0° tot 90° zwenkbaar, 355° roteerbaar
INFO	4 x LENS SP-8° INCL.DIMMABLE LED POWER SUPPLY 900mA-DC 3F MULTI ADAPTER

Elektrische info

INGANGSSPANNING	220-240V / 50-60Hz
KLASSE	I
VOEDING	YES
DIM TYPE	WDL = draadloos
ENERGIE KLASSE	E
CERTIFICATEN	CB, RCM

Info lichtbron

LIGHTSOURCE NAME	LED
LICHTBRON	LED cluster 10,4W / CRI>90 (R9: 64) / 3000K / 1180lm
TM-30-15 WAARDEN	Rf: 92 / Rg: 99
SDCM	SDCM3
RISK-GROEP	RG2
LM80	L80 > 150000
BEAMANGLE	8°
LED TECHNIEK (LICHTBRON)	1180lm // 10,4W // 113lm/W
LED TECHNIEK (TOESTEL)	1054lm // 12W // 88lm/W

Benodigdheden

TRACK 3F DIM

Accessoires

FRAGMA 3X3 HONEYCOMB

Voor gedetailleerde montage gegevens, consulteer de handleiding : [23615_XXXW_HAND.pdf](#)

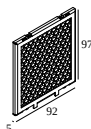
DELTALIGHT

FRAGMA M SUPERSPOT 9308 ADM WD

23615 931W B

VERVOLLEDIG UW SPECIFICATIE

Licht veranderende onderdelen



23613 0230 B FRAGMA M HONEYCOMB B



COMPATIBELE TRACKS

TRACK 3F DIM H

Beschikbare kleuren

200 14 410 TRACK 3F DIM H 1m	1000 m	1.6 kg	<input checked="" type="radio"/> <input type="radio"/>
200 14 420 TRACK 3F DIM H 2m	2000 m	3.2 kg	<input checked="" type="radio"/> <input type="radio"/>
200 14 430 TRACK 3F DIM H 3m	3000 m	4.8 kg	<input checked="" type="radio"/> <input type="radio"/>

TRACK 3F DIM IN

Beschikbare kleuren

200 13 410 TRACK 3F DIM IN 1m	1000 m	1.2 kg	<input checked="" type="radio"/> <input type="radio"/>
200 13 420 TRACK 3F DIM IN 2m	2000 m	2.4 kg	<input checked="" type="radio"/> <input type="radio"/>
200 13 430 TRACK 3F DIM IN 3m	3000 m	3.5 kg	<input checked="" type="radio"/> <input type="radio"/>

TRACK 3F DIM ON

Beschikbare kleuren

200 12 410 TRACK 3F DIM ON 1m	1000 m	1.1 kg	<input type="radio"/> <input checked="" type="radio"/> <input type="radio"/>
200 12 420 TRACK 3F DIM ON 2m	2000 m	2.1 kg	<input type="radio"/> <input checked="" type="radio"/> <input type="radio"/>
200 12 430 TRACK 3F DIM ON 3m	3000 m	3.1 kg	<input type="radio"/> <input checked="" type="radio"/> <input type="radio"/>

Notes: