

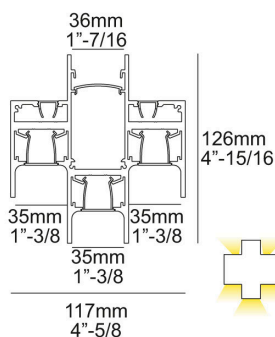
ONE AND ONLY



A peculiar profile, both functional and decorative. The design of the body allows you to have up to 5 lines of light out of 1 profile: 3 for direct and 2 for indirect lighting. The soft glow of the light along the sides of the profile makes One-And-Only float through the air, a powerful blend of light for an eye-catching look. Available in 2 standard lengths or as a made-to-measure profile in any length you specify.

Listing

ETL certified to US and Canadian safety standards
5-year limited warranty



Specification	LP Static CCT
LED Type:	LEDflex
Installation:	Suspended
Body/Extrusion:	Anodized aluminum
Endcaps:	Polycarbonate
Finish:	Black / Gold Colored / White
Lens:	Sandblasted polycarbonate

Performance	MP Static CCT
CCT Options:	2700K, 3000K, 3500K, 4000K
CRI:	90+
*Power (Down/Up):	9.2W/ft / 6.2W/ft
Delivered Lumens (Down/Up):	569 lm/ft / 379 lm/ft
Maximum per 96W Driver:	31' 15/32"
LED Cut Length:	1' 5/16"

Data in chart reflects 3000K/90 CRI values unless otherwise noted.
For emergency lighting, inverter system is by others. Consult factory for more information.

Ordering

ALL BOXES MUST BE FILLED IN TO CORRECTLY ORDER

Example: P-OAO-PCR2B-S35MPD-RMTD1-GC-B-92

	-			-				-		-			
Body Type	Style	Installation	Hardware Finish ⁽¹⁾	Lens	CCT	Power*	Rating	Application	Controls	Body Finish	Endcap Finish	Length	
P-OAO One-And-Only Profile	PC Suspended	PR Round coverplate for 4" junction box	B Black	S Sandblasted polycarbonate	27 2700K	MP Medium Power	D Damp	RMT Remote Power Supply	D1 0-10V dim 120-277V	B Black	B Black	<div>_____</div> <div>Nominal length in inches</div> <div>Straight run <118"</div>	
		PS Square coverplate for 4" junction box	W White		30 3000K								
		R1 Rigid stem 400mm / 15¾"			35 3500K					GC Gold Colored	W White		
		R2 Rigid stem 800mm / 31½"			40 4000K								

1. Applies to PS & PR (coverplate) & R1/R2 (rigid stem)

PR - COVERPLATE R 104

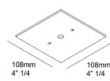
PS - COVERPLATE S 103

R1 - OAO ROD 16

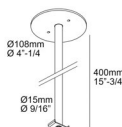
R2 - OAO ROD 31



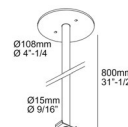
BLACK or WHITE
Requires 4" junction box



BLACK or WHITE
Requires 4" junction box



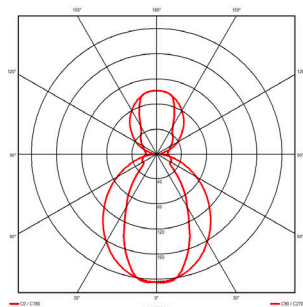
BLACK or WHITE
ROD SUSPENSION 15 3/4"



BLACK or WHITE
ROD SUSPENSION 31 1/2"

Photometric Data

FULL POWER STATIC CCT

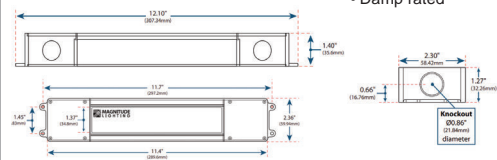


Installation Options

REMOTE DRIVER (With Controls D8)

A: 12-1/8" x B: 1"-1/4" x C: 2"-3/8"
A: 307.34mm x B: 32.26mm x C: 59.94mm

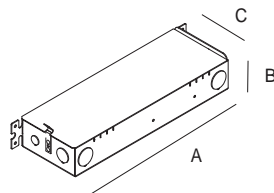
- For Remote application
- ETL Listed
- Damp rated



REMOTE DRIVER (With Controls D1)

A: 12" x B: 2"-7/8" x C: 4"-1/4"
A: 305mm x B: 72mm x C: 108mm

- For Remote application
- ETL Listed
- Damp rated



Driver Options

D1

- Dimming Control 0-10V
- Dimming Range 10-100%
- Dim to off yes
- Power Factor @ Full Load >0.95
- Efficiency @ Full Load ≥90
- THD @ Full Load <10%

D8

- Dimming Control Phase Control
- Dimming Range 1-100%
- Dim to off yes
- Power Factor @ Full Load >0.95
- Efficiency @ Full Load ≥90
- THD @ Full Load <10%

As technology changes, please use information above as guidance. For most recent updated information please contact factory. Specifications subject to change without notice.