

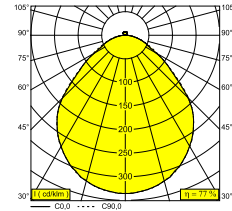
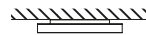
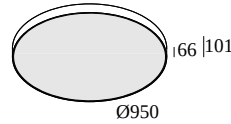
SUPERNOVA FLAT 95 PRISMATIC SMOOTH UP 930 DIM5

20638 9305 B

DISPONIBLE EN

NOIR 20638 9305 B

BLANC 20638 9305 W



[Voir sur le site Web](#)



Informations générales

EMPLACEMENT	interieur
INSTALLATION	Plafond Applique,Plafond Suspendu
INDICE DE PROTECTION	IP20
POIDS (KG)	16.2
ORIENTATION	non réglable
INFORMATIONS	INCL.PC PRISMATIC INCL.DIMMABLE LED POWER SUPPLY 2100mA

Informations électriques

ÉLECTRIQUE	220-240V / 0 50-60Hz
CLASSE	I
ALIMENTATION	YES
TYPE DIM	DALI
CLASSE D'ÉNERGIE	D
CERTIFICATS	CB, ENEC, LCA, RCM

Info Source lumineuse

LIGHTSOURCE NAME	LED
SOURCE DE LUMIÈRE	@ 1860: LED cluster 79,4W / CRI>90 (R9: 68) / 3000K / 11477lm Or @ 1300: LED cluster 54,2W / CRI>90 (R9: 68) / 3000K / 8273lm
VALEURS TM-30	Rf: 89 / Rg: 97 @ 1300: rf: 89 / Rg: 97
SDCM	SDCM3
GROUPE DE RISQUE	RG0
LM80	L70 > 60000
TECHNIQUES LED (SOURCE LUMINEUSE)	@ 1860: 11477lm // 79,4W // 144lm/W Or @ 1300: 8273lm // 54,2W // 153lm/W
TECHNIQUES LED (LUMINAIRE)	@ 1860: 8849lm // 91,3W // 97lm/W Or @ 1300: 6378lm // 62,3W // 102lm/W

Références optionnelles

SUSPENSION SET 25 DIM 3m
CABLE BASE R / S
COVERSET R 62-90-100 / S 62-80-90
CENTRAL ROD SUSPENSION SUPERNOVA FLAT 1m
CENTRAL SUSPENSION SUPERNOVA FLAT

DELTALIGHT

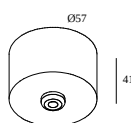
SUPERNOVA FLAT 95 PRISMATIC SMOOTH UP 930 DIM5

20638 9305 B

Pour des instructions d'installation détaillées, veuillez consulter le manuel : [20638_XXX5_HAND.pdf](#)

TERMINEZ VOTRE SPÉCIFICATION

le cable d'alimentation



203 99 55 ANO CABLE BASE R ANO

203 99 55 B CABLE BASE R B

203 99 55 W CABLE BASE R W

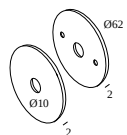


203 99 56 ANO CABLE BASE S ANO

203 99 56 B CABLE BASE S B

203 99 56 W CABLE BASE S W

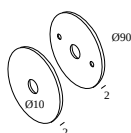
les sets pour recouvrement plafond



204 00 62 ANO COVERSET R 62 ANO

204 00 62 B COVERSET R 62 B

204 00 62 W COVERSET R 62 W



204 00 90 ANO COVERSET R 90 ANO

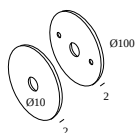
DELTALIGHT

SUPERNOVA FLAT 95 PRISMATIC SMOOTH UP 930 DIM5

20638 9305 B

204 00 90 B COVERSET R 90 B

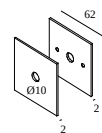
204 00 90 W COVERSET R 90 W



204 00 100 ANO COVERSET R 100 ANO

204 00 100 B COVERSET R 100 B

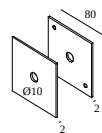
204 00 100 W COVERSET R 100 W



204 62 62 ANO COVERSET S 62 ANO

204 62 62 B COVERSET S 62 B

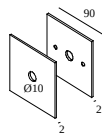
204 62 62 W COVERSET S 62 W



204 80 80 ANO COVERSET S 80 ANO

204 80 80 B COVERSET S 80 B

204 80 80 W COVERSET S 80 W



204 90 90 ANO COVERSET S 90 ANO

204 90 90 B COVERSET S 90 B

204 90 90 W COVERSET S 90 W

DELTALIGHT

SUPERNOVA FLAT 95 PRISMATIC SMOOTH UP 930 DIM5

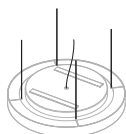
20638 9305 B

les accessoires de suspension

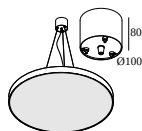


274 97 10 B CENTRAL ROD SUSPENSION SUPERNOVA FLAT 1m B

274 97 10 W CENTRAL ROD SUSPENSION SUPERNOVA FLAT 1m W



328 25 43 ED SUSPENSION SET 25 DIM 3m



328 26 23 B CENTRAL SUSPENSION SUPERNOVA FLAT 3m B

328 26 23 W CENTRAL SUSPENSION SUPERNOVA FLAT 3m W

les accessoires pour connexions électriques



15225 0360 B CONNECTION ST B

Dimension de découpe (mm): 43

15225 0360 W CONNECTION ST W

Notes: