

LOGIC F



The Logic stands for a new generation of wall and floor recessed luminaires. A complete range of 100% waterproof and shock-resistant led luminaires ensuring an intense light effect, thanks to use of powerful led arrays. The light effect of the Logic serves to enhance the architectural character of your project and landscape and this Logic W can perfectly be used as guidance light built in in the wall.

Specification	
Floor Cut-out:	3 ¹¹ / ₁₆ "
Adjustability:	Fixed
Rating:	IP67

Performance	
CRI:	80
*LOGIC F1 SP:	0.6W
*LOGIC F2 SP:	1.2W

Delivered Lumens	
LOGIC F1:	3Lm
LOGIC F2:	7Lm

Listing

ETL certified to US and Canadian safety standards.

Warranty

5-year limited warranty.

Ordering

ALL BOXES MUST BE FILLED IN TO CORRECTLY ORDER

Example: LGCF2-A-30ND-24SPFX-GBRMT

Luminaire	Style	Outputs	Finish	CCT	Controls***	Power*	Function	Installation	Application
LGC LOGIC	F Flat	1 Round - Single Direction 2 Round - Double Direction	A Alu Grey	30 3000K	ND-24 Non-Dim 24V	SP Standard Power	FX Floor, Exterior Use	GB Inground Box NA No Accessory	RMT Remote Power Supply

*** Contact factory for additional dimming options.

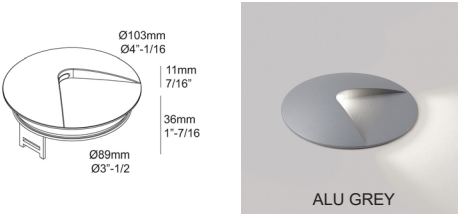
Related Products

LOGIC MINI, HELI X, LOGIC F, LOGIC

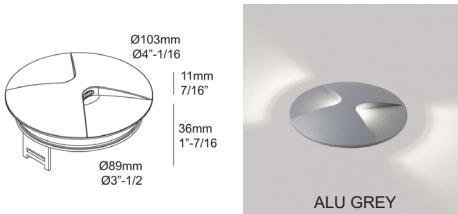


Finish Options

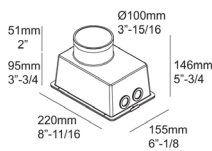
LOGIC F1



LOGIC F2

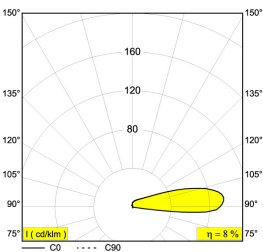


GB - GENIE BOX 90 R

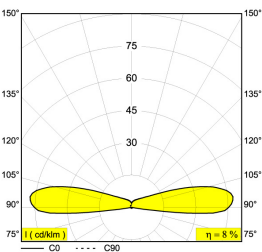


Photometric Options

LOGIC F1



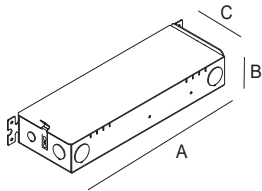
LOGIC F2



Driver Options

Remote Driver

A: 12" x B: 2"-7/8 x C: 4"-1/4
A: 305mm x B: 72mm x C: 108mm



- For Remote application
- ETL Listed
- Damp rated

- ND
- Dimming Control NON DIMMABLE
 - Power Factor @ Full Load >0.95
 - Efficiency @ Full Load ≥90
 - THD @ Full Load <10%

As technology changes, please use information above as guidance. For most recent updated information please contact factory. Specifications subject to change without notice.