

## INFORM SQ P392-6 DOWN 93067

25570 9320 B-FG

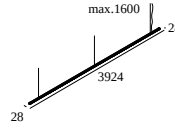
AVAILABLE IN

**BLACK-BLACK** 25570 9320 B-B

**BLACK-FLEMISH GOLD** 25570 9320 B-FG

**WHITE-BLACK** 25570 9320 W-B

**WHITE-WHITE** 25570 9320 W-W



[View on website](#)



### General info

<b>LOCATION</b>	indoor
<b>INSTALLATION</b>	Ceiling Suspended
<b>INGRESS PROTECTION</b>	IP20
<b>WEIGHT (KG)</b>	3.2
<b>ADJUSTABILITY</b>	non adjustable
<b>INFORMATION</b>	72 x REFLECTOR FL-67° EXCL.LED POWER SUPPLY 600/900mA-DC INCL.3 x CABLE SUSPENSION SINGLE AUTO. 1,6m INCL.1 x CABLE 2 x 0.75mm <sup>2</sup>

### Electrical info

<b>CLASS</b>	III
<b>DIM TYPE</b>	depending on power supply
<b>ENERGY CLASS</b>	E
<b>CERTIFICATES</b>	CB, ENEC, EPD

### Lightsource info

<b>LIGHTSOURCE NAME</b>	LED
<b>LIGHTSOURCE</b>	2 x (LED cluster 10,5-16,7W / CRI>90 (R9: 50) / 3000K / 1602-2315lm)
<b>TM-30 VALUES</b>	Rf: 92 / Rg: 100
<b>SDCM</b>	SDCM3
<b>RISKGROUP</b>	RG1
<b>LM80</b>	L80 > 60000
<b>BEAMANGLE</b>	67°
<b>LED TECHNICS (LIGHT SOURCE)</b>	4630lm // 33,4W // 138lm/W
<b>LED TECHNICS (LUMINAIRE)</b>	4042lm // 38,4W // 105lm/W

### Requirements

INFORM POWER SUPPLY 45W  
INFORM SQ POWERBOX L 50W

### Options

CABLE BASE R / S  
COVERSET R 62-90-100 / S 62-80-90  
CONNECTION ST / CONNECTION TRIMLESS  
SUSPENSION ST / SUSPENSION TRIMLESS

# DELTALIGHT

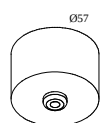
## INFORM SQ P392-6 DOWN 93067

25570 9320 B-FG

For detailed installation instructions, please consult the manual : [25570\\_XXX0\\_HAND.pdf](#)

### FINISH YOUR SPECIFICATION

#### Current supply



**203 99 55 ANO** CABLE BASE R ANO

**203 99 55 B** CABLE BASE R B

**203 99 55 W** CABLE BASE R W



**203 99 56 ANO** CABLE BASE S ANO

**203 99 56 B** CABLE BASE S B

**203 99 56 W** CABLE BASE S W

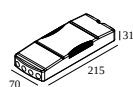
#### LED power supplies

#### # of Fixtures



# of fixtures indicates how many devices can be connected (min -> max) to the power supply. The values before and after the '|' correspond respectively with the minimum and maximum driving current. Values between brackets are applicable to 110V.

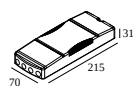
Min current | Max current



**25510 0385** INFORM POWER SUPPLY 45W DIMS

1

Dimtype: DALI



**25510 0430** INFORM POWER SUPPLY 45W

1

Dimtype: non-dimmable

# DELTALIGHT

## INFORM SQ P392-6 DOWN 93067

25570 9320 B-FG

### Power box

### # of Fixtures



# of fixtures indicates how many devices can be connected (min -> max) to the power supply. The values before and after the '|' correspond respectively with the minimum and maximum driving current. Values between brackets are applicable to 110V.

Min current | Max current



**25510 0480 B** INFORM SQ POWERBOX L 50W B

1

Dimtype: non-dimmable

**25510 0480 W** INFORM SQ POWERBOX L 50W W

1



**25510 0495 B** INFORM SQ POWERBOX L 50W DIM5 B

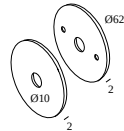
1

Dimtype: DALI

**25510 0495 W** INFORM SQ POWERBOX L 50W DIM5 W

1

### Coversets



**204 00 62 ANO** COVERSET R 62 ANO

**204 00 62 B** COVERSET R 62 B

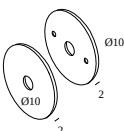
**204 00 62 W** COVERSET R 62 W



**204 00 90 ANO** COVERSET R 90 ANO

**204 00 90 B** COVERSET R 90 B

**204 00 90 W** COVERSET R 90 W



**204 00 100 ANO** COVERSET R 100 ANO

# DELTALIGHT

## INFORM SQ P392-6 DOWN 93067

25570 9320 B-FG

**204 00 100 B** COVERSET R 100 B

**204 00 100 W** COVERSET R 100 W



**204 62 62 ANO** COVERSET S 62 ANO

**204 62 62 B** COVERSET S 62 B

**204 62 62 W** COVERSET S 62 W



**204 80 80 ANO** COVERSET S 80 ANO

**204 80 80 B** COVERSET S 80 B

**204 80 80 W** COVERSET S 80 W

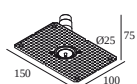


**204 90 90 ANO** COVERSET S 90 ANO

**204 90 90 B** COVERSET S 90 B

**204 90 90 W** COVERSET S 90 W

### Suspension parts



**328 10 01** SUSPENSION TRIMLESS O.F.A.

Cutout dimension (mm): 62 (CONCRETE: 102)



**15225 0340 B** SUSPENSION ST B

Cutout dimension (mm): 27

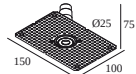
# DELTALIGHT

## INFORM SQ P392-6 DOWN 93067

25570 9320 B-FG

**15225 0340 W** SUSPENSION ST W

### Electric connection parts



**328 10 03** CONNECTION TRIMLESS O.F.A.

Cutout dimension (mm): 62 (CONCRETE: 102)



**15225 0360 B** CONNECTION ST B

Cutout dimension (mm): 43

**15225 0360 W** CONNECTION ST W

Notes: