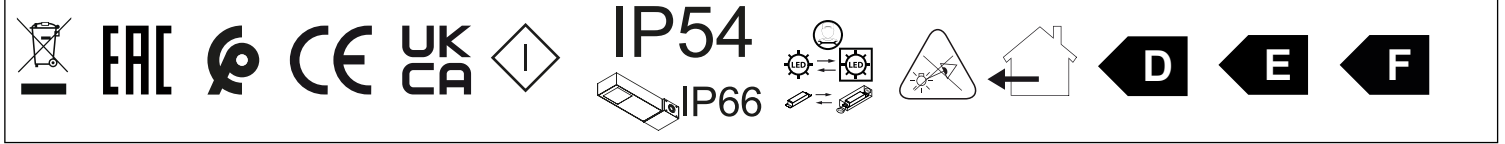


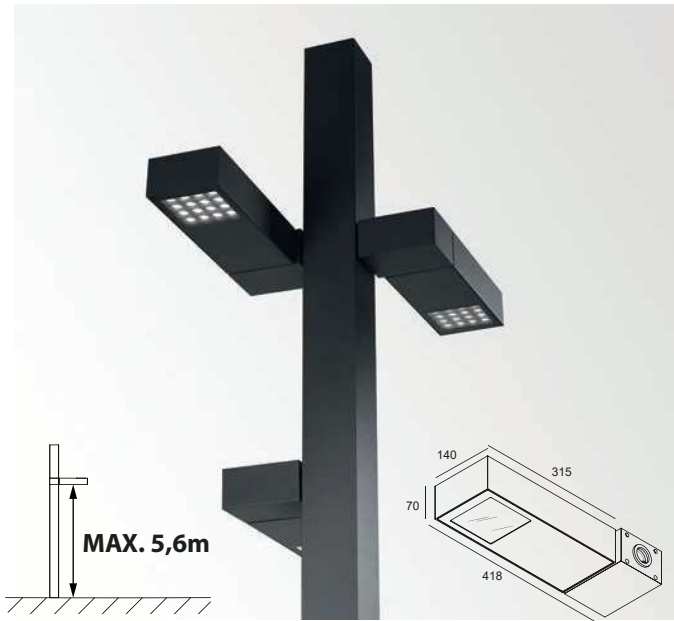
POLESANO  
BY DEAN SKIRA

DEEL  
PARTIE  
TEIL  
PART  
PARTE  
PARTE

**A**



**POLESANO LUMINAIRE**

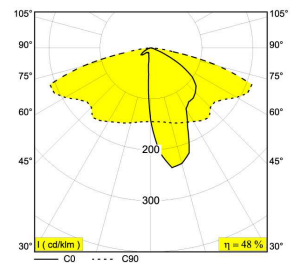
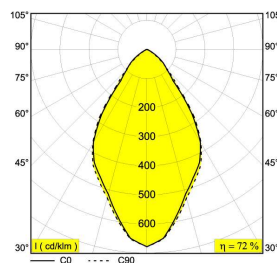
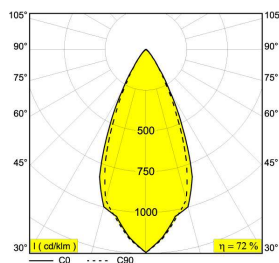
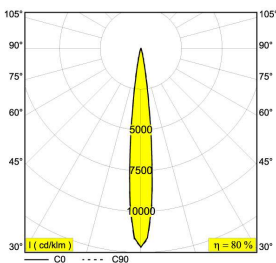
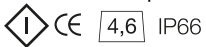


NOMENCLATURE

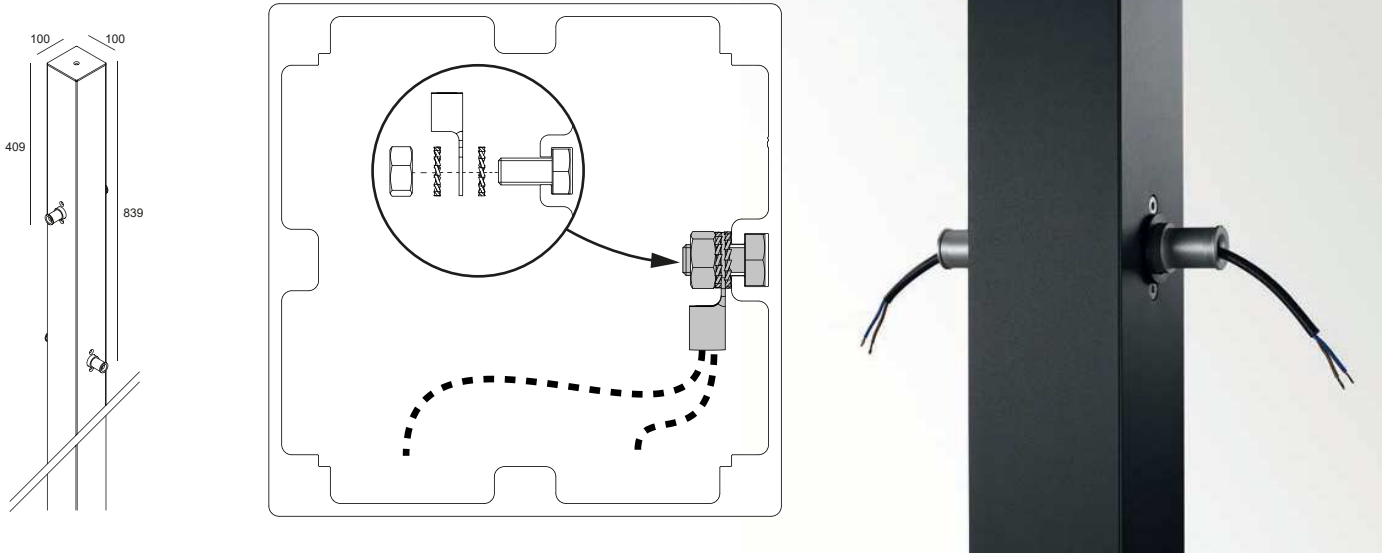
TYPE	CRI	lm	K	°	◇
43					

TYPE	LUMEN PACKAGE	CRI	COLOUR TEMPERATURE	LIGHT DISTRIBUTION		FINISH
				°	◇	
1 ADJUSTABLE	1 4481lm / 50W	7 CRI > 70 (ON REQUEST)	3 3000K	1 SPOT 15°		N-B
		8 CRI > 80	4 4000K	2 MEDIUM 43°		A-B
				3 FLOOD 70°		
				4 STREET LIGHT		

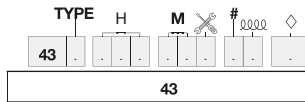
220-240V / 0|50-60Hz



**POLESANO POLES**



**NOMENCLATURE**



220-240V / 0|50-60Hz  
INCL. 1 x CABLE H05 RN-F 5 x 1mm<sup>2</sup> / LUMINAIRE

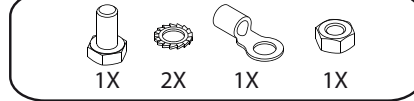
CE 4,4 /m IP54

OPTIONS  
FUSE BOX  
IP54 JUNCTION BOX  
IP68 CONNECTION KIT  
PLATE 11 (ONLY FOR VERSION WITH BASE PLATE)

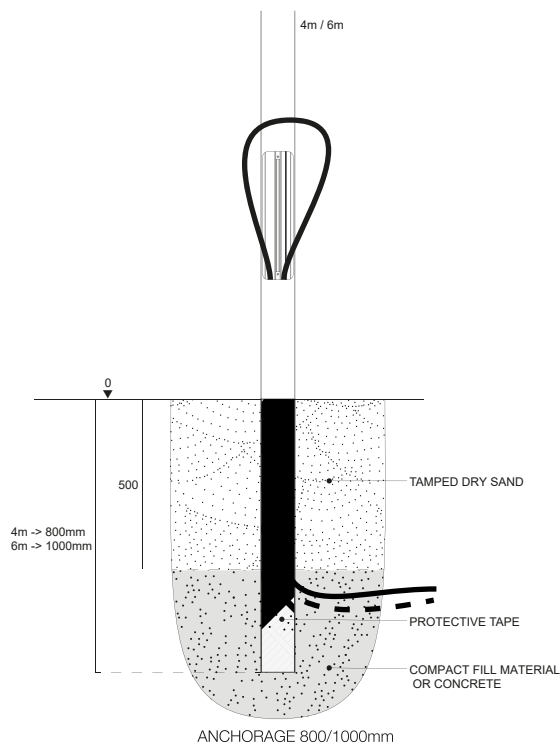
ALL ELECTRICAL CONNECTION NEED TO COMPLY WITH IP53 REGULATIONS

TYPE	HEIGHT	MOUNTING TYPE	SERVICE	# LUMINAIRE	WIRING	FINISH
TYPE	H	M		#		◇
1 POLE	400 4000mm	11 ANCHORAGE 800mm	1 1 HATCH	1 1 LUMINAIRE	0 NO WIRING*	N
	600 6000mm	22 BASE PLATE RECESSED		21 2 LUMINAIRES 1 LEVEL	1 INCL. WIRING	A
		12 ANCHORAGE 1000mm		22 2 LUMINAIRES 2 LEVELS		
		32 BASE PLATE RECESSED		3 3 LUMINAIRES		
				4 4 LUMINAIRES		

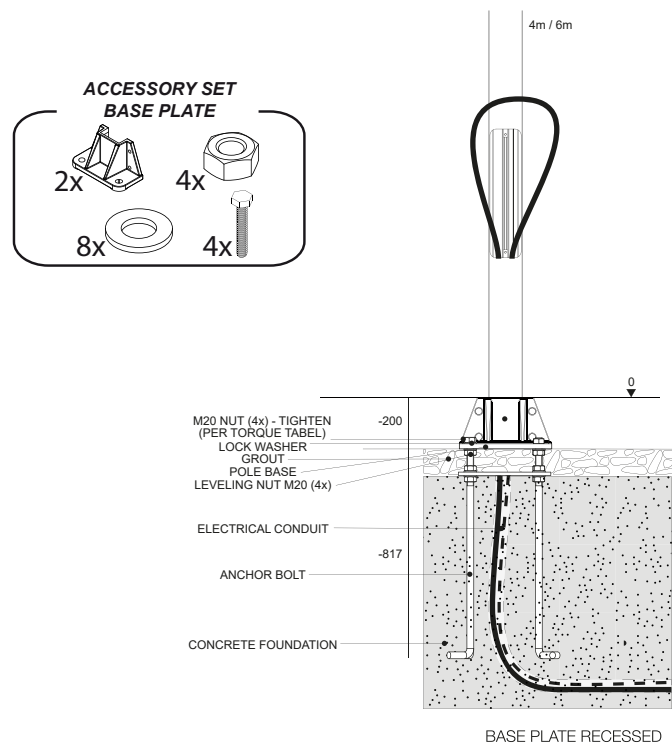
**ACCESSORY SET**



**INSTALLATION WITH ANCHORAGE SECTION**



**INSTALLATION WITH BASE PLATE RECESSED**



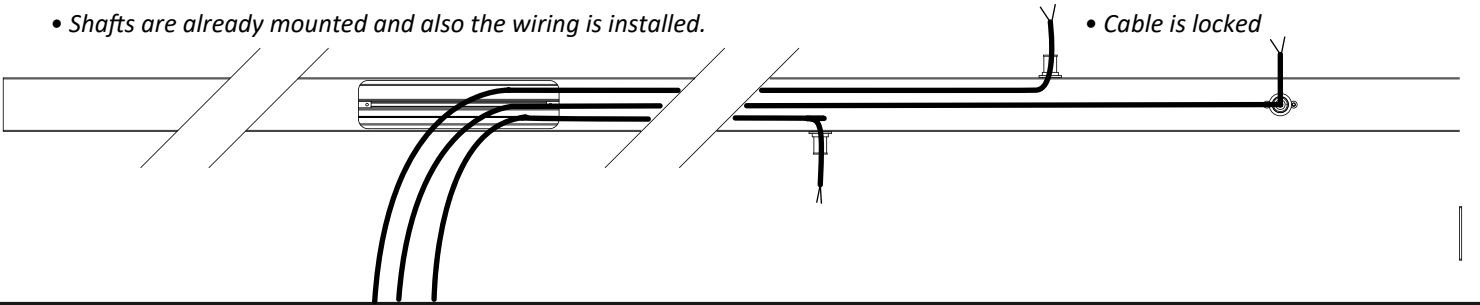
**PACKAGING**

- Pole as one long package

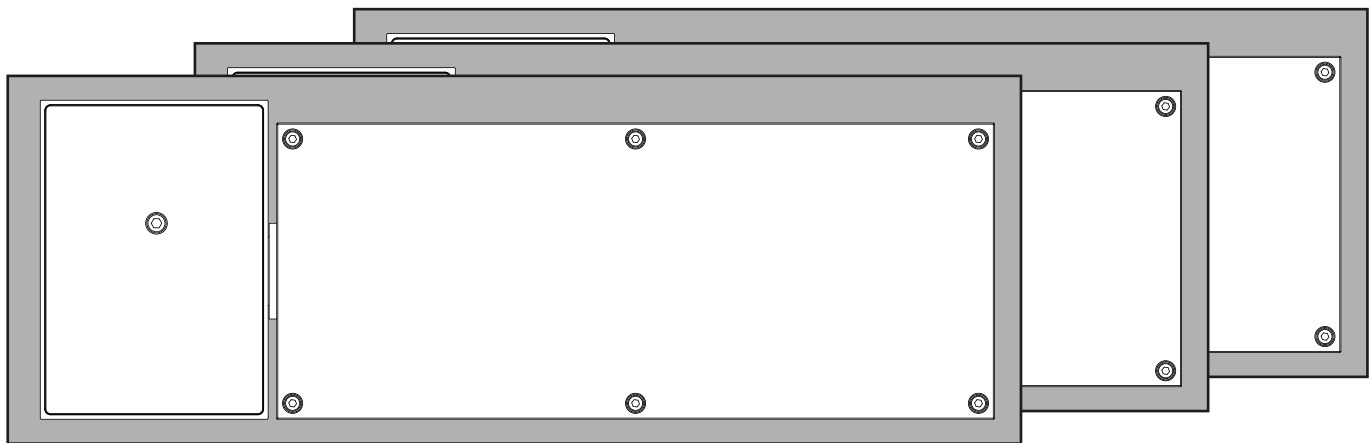


- Shafts are already mounted and also the wiring is installed.

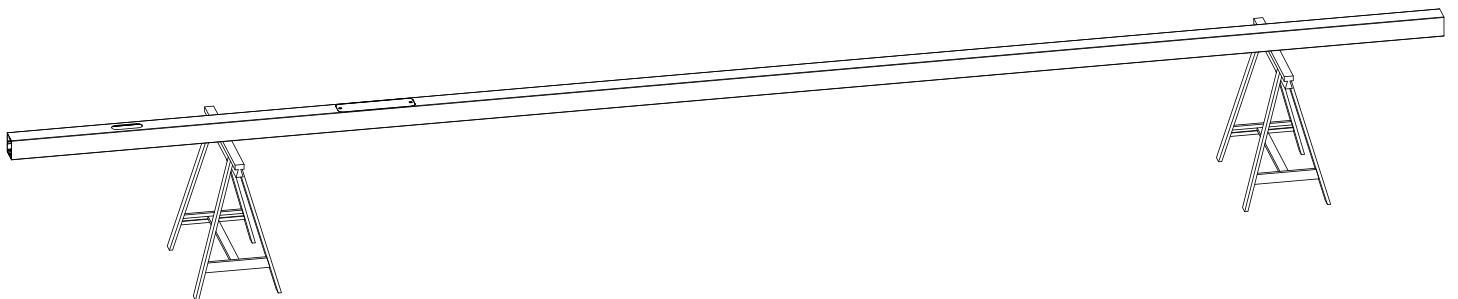
- Cable is locked



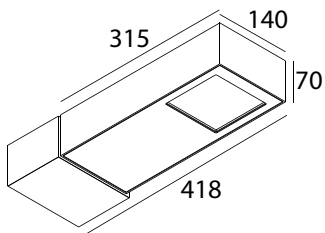
- 1 head / box
- 3 heads = 3 boxes



- use of two trestles to install the heads onto the pole.



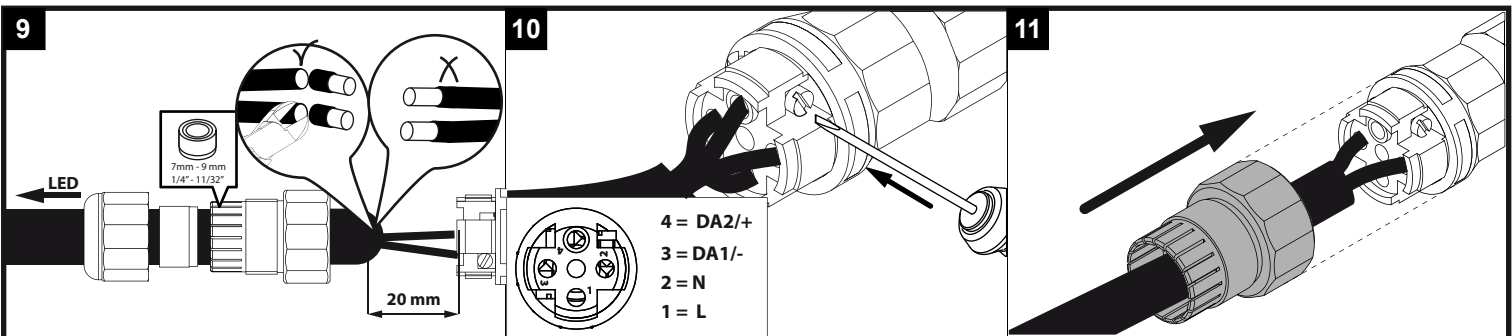
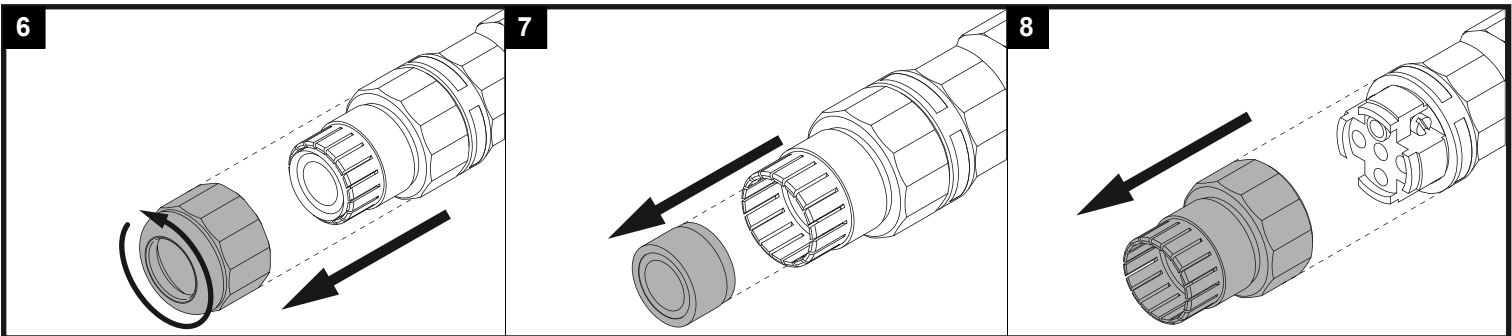
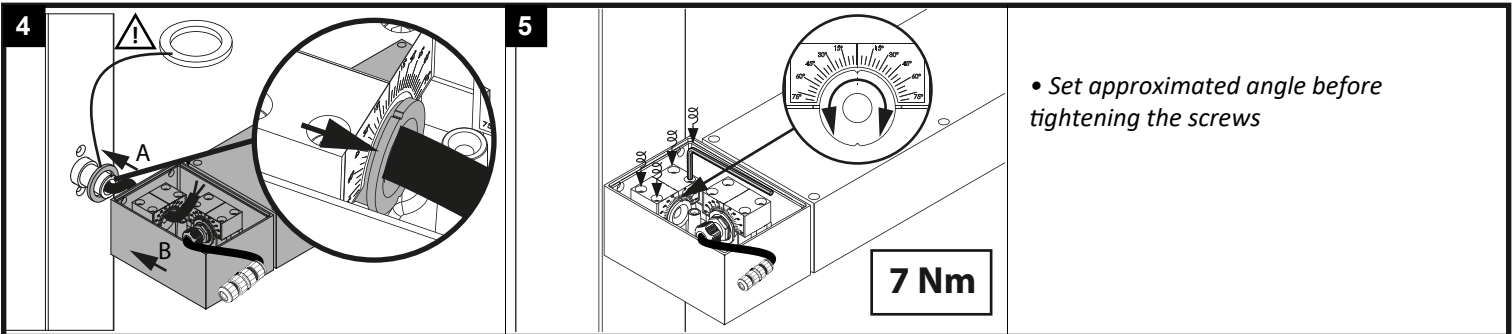
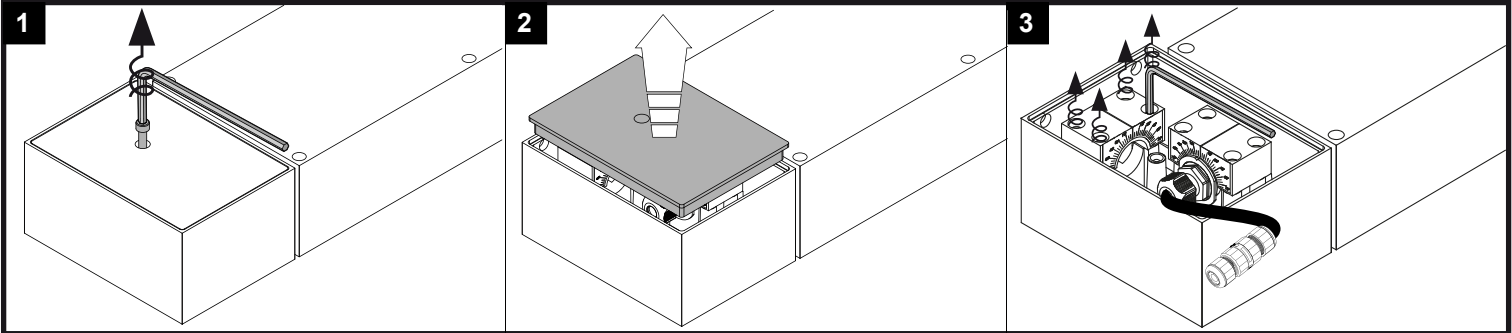
INSTALLATION LUMINAIRE ON POLE

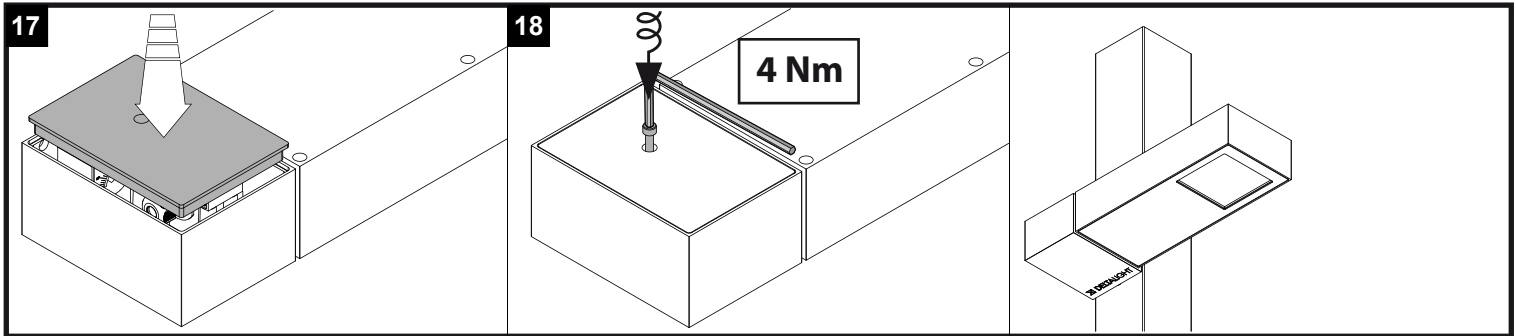
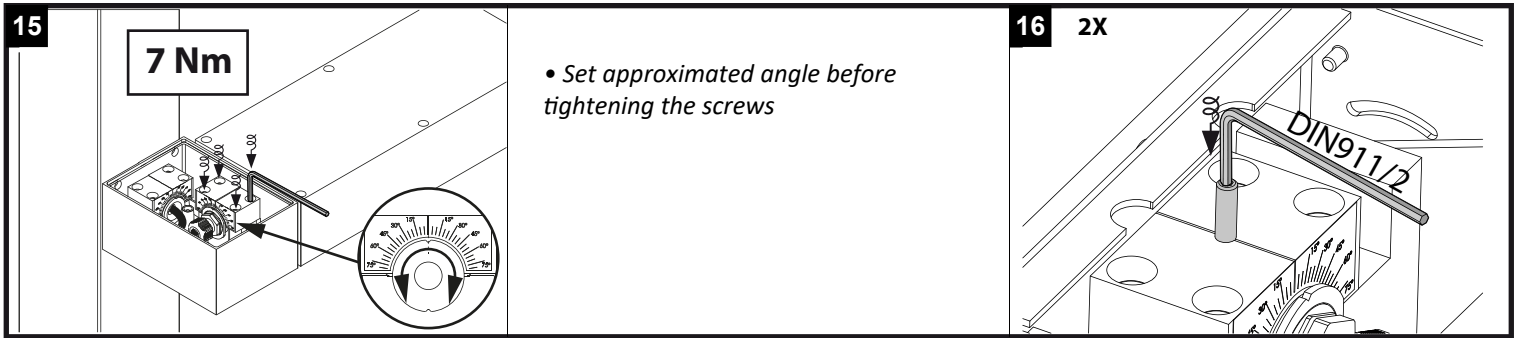
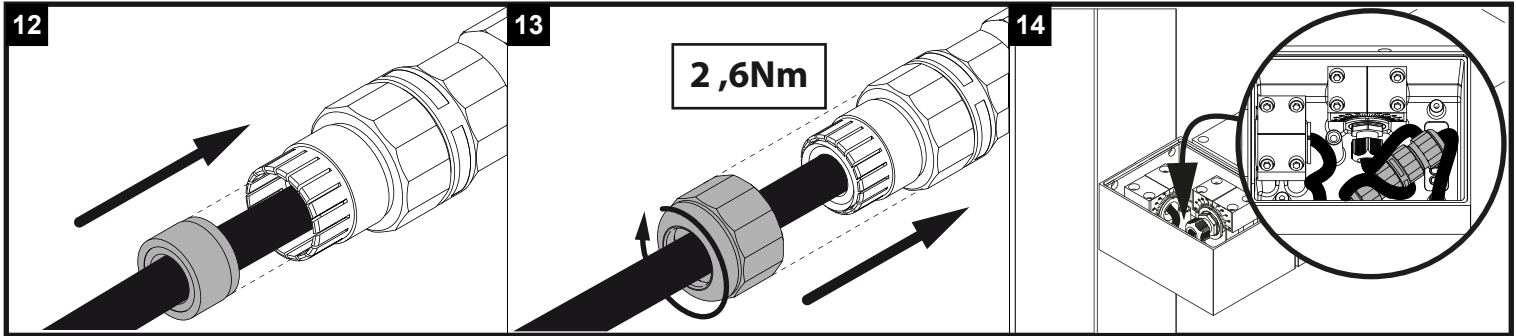


ACCESSORIES

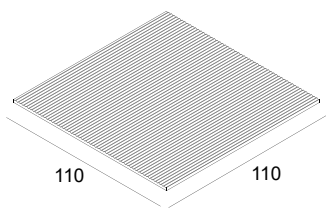
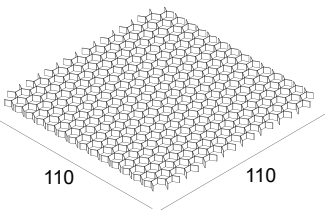
431 03 01  
431 03 02

HONEYCOMB S105  
LINEAR SPREAD LENS S105





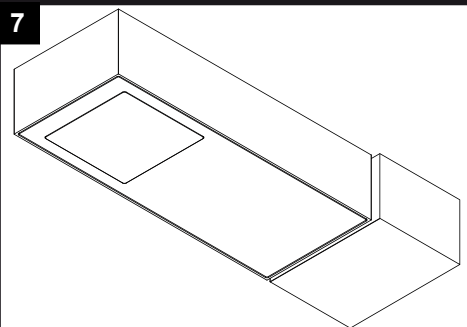
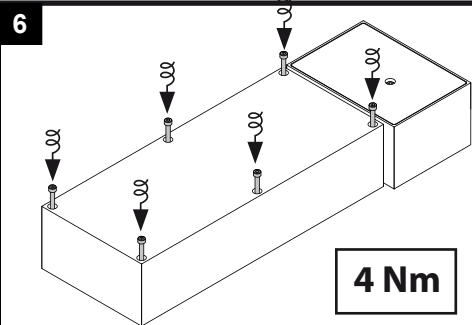
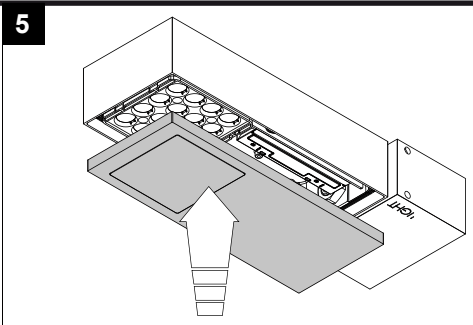
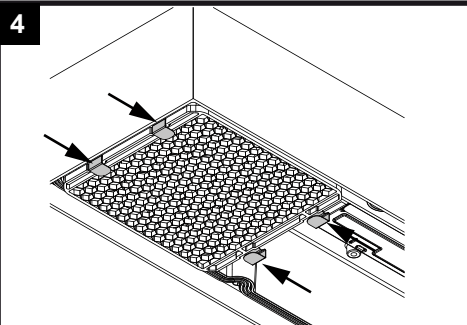
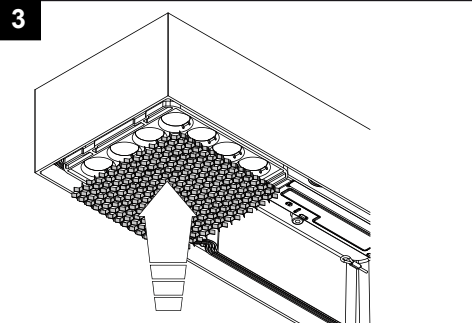
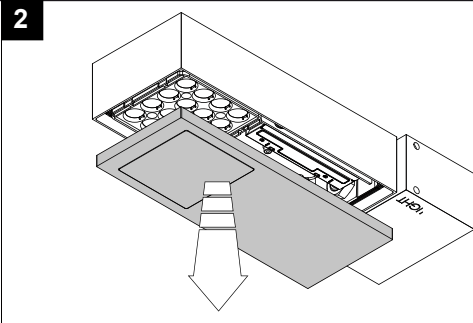
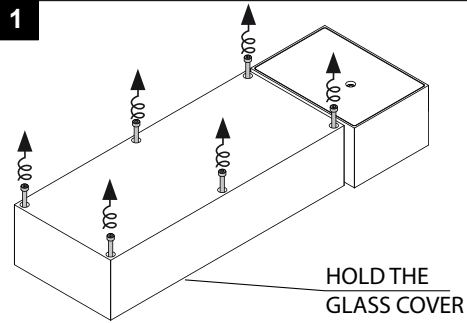
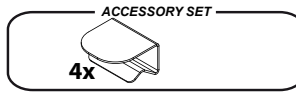
**INSTALLATION ACCESSORIES ON LUMINAIRE**



**ACCESSORIES**

431 03 01  
431 03 02

HONEYCOMB S105  
LINEAR SPREAD LENS S105



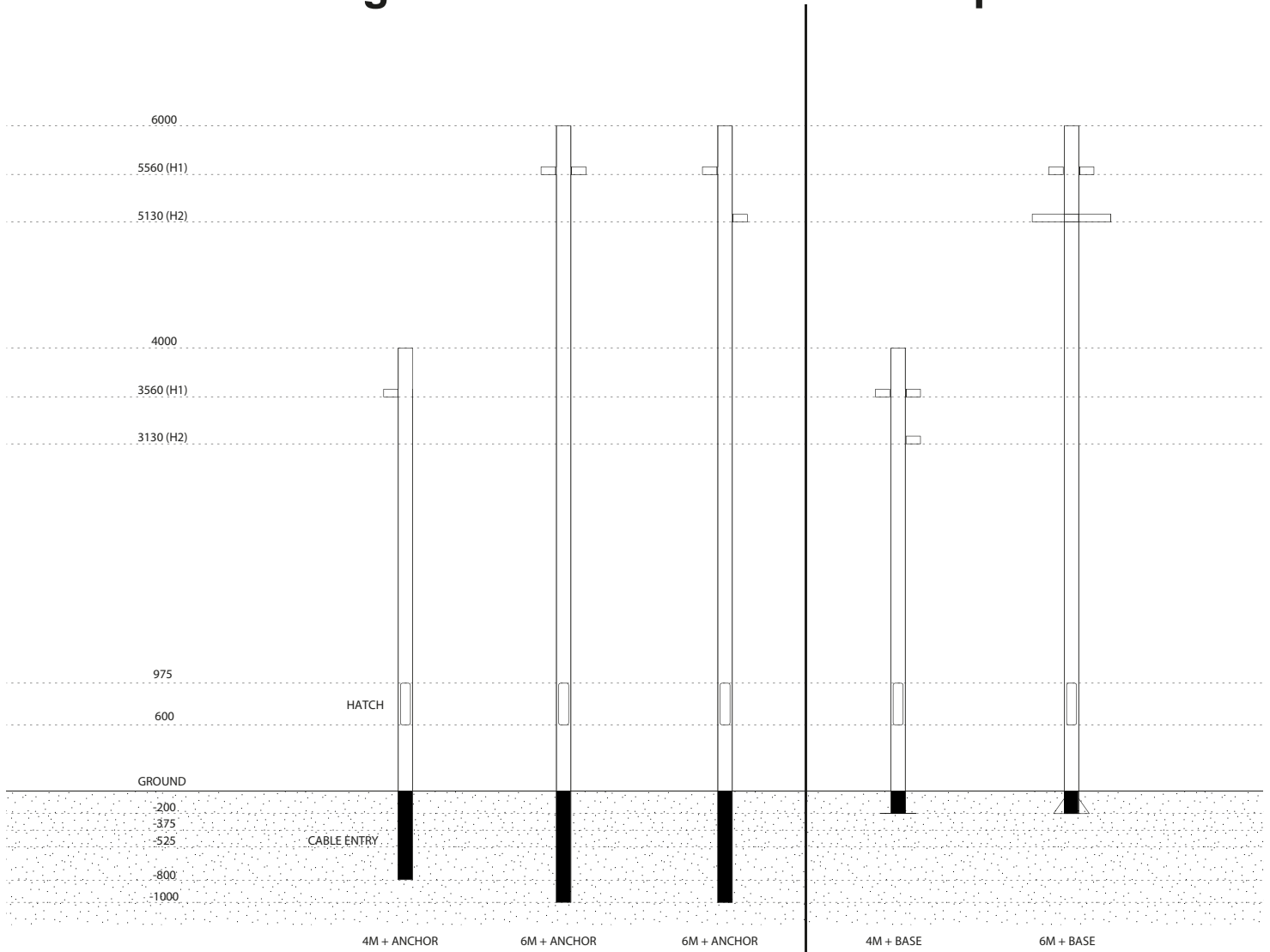
**POLE TYPES**

**Configure to your needs**

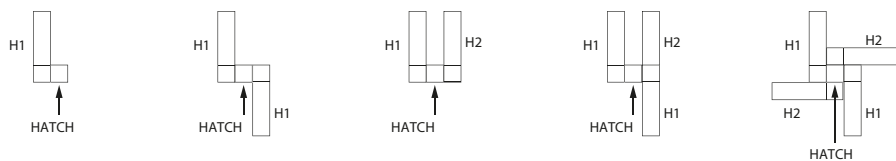
You can shape your Polesano according to the specific needs of your project. The pole comes in 2 standard heights, either 4 or 6 meters high. Both heights can be combined with one, two, three or four luminaires. The luminaires can be any mix of the spot, flood, medium or street optics, or a set of the same optics - depending on the specific illumination requirements of its landscape. Besides the height of the pole and the selection of luminaire optics, you can also opt for either anchored installation or with a base.

**Anchorage section**

**Base plate recessed**

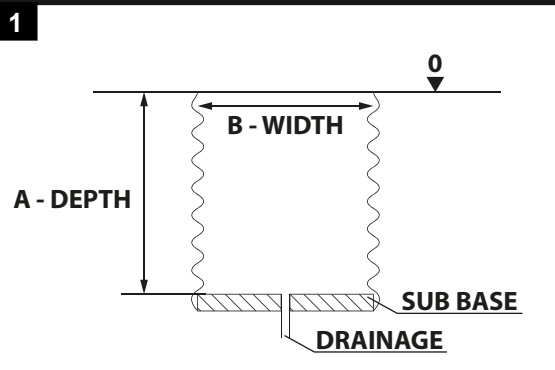


HEAD COMBINATIONS ( TOPVIEW ) :  
( POSSIBLE WITH 4 TYPES OF POLE )



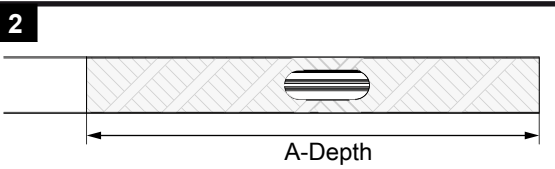
**INSTALLATION POLE WITH ANCHORAGE SECTION**

- Anchorage length is applied to the particular length of the pole (4m→800 mm /6m→1000 mm).
- The size of the foundations depends on the topography, condition of the soil and the wind load and must be determined on site. The norms DIN EN 50 341 and DIN 1405 apply. The above exemplary recommendation for a foundation is only applicable for a stable subgrade and for maximum 4 luminaires and a wind speed of 24m/s. Typical foundation details are provided for guidance only and should be checked with the client before use.
- The pole must not permanently have contact with aggressive media, which might corrode the pole.
- Soil and site locations will vary. For this reason it is an imperative to consult with a qualified engineer with knowledge of local soil conditions.
- Cables buried directly in the ground must be marked by cable covers or a suitable marking tape. Cables, conduits and ducts must be buried deep enough to avoid damage from any reasonable foreseeable ground disturbance. If you are in any doubt, refer to national and local guidelines or standards.
- Where paving or other surfacing is to be applied around the pole, the top level of the concrete may be lowered by the thickness of this surfacing.



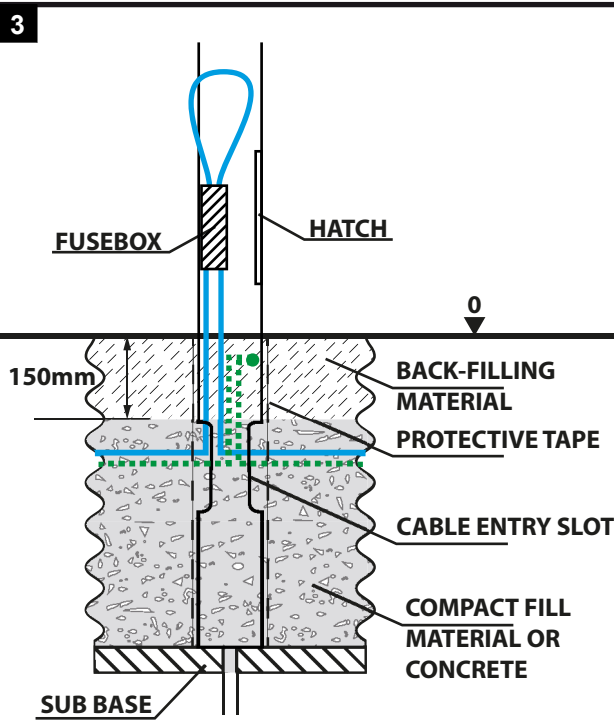
- Make the suitable excavated hole in undisturbed ground.

	Pole 4m	Pole 6m
A-Depth	800 mm	1000 mm
B-Width	500x500 mm	600 x 600 mm



- Attach the protective tape around the pole.

	Pole 4m	Pole 6m
A-Depth	800 mm	1000 mm



- Lead underground cable into the pole through the lateral cable entry slot.
- For the electrical connection a cable length of approx 1.5m above mounting surface must be left.
- Set pole in stable foundation.



- Assembling of the luminaires on the pole and wiring is done on the ground before erection. It is not recommended to erect poles without the luminaires !!



- Cables buried directly in the ground must be marked by cable covers or a suitable marking tape. Cables, conduits and ducts must be buried deep enough to avoid damage from any reasonable foreseeable ground disturbance. If you are in any doubt, refer to national and local guidelines or standards.

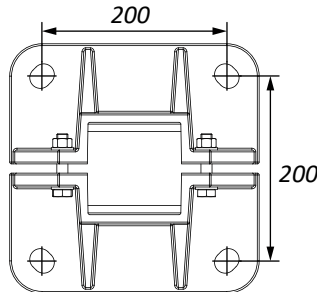
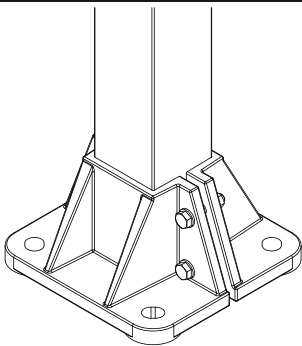


- Add back-filling material in the foundation hole. The back-filling material is to be placed in 150 mm thick layers and be well compacted. During compaction, care is to be taken to ensure that the corrosion protection system of the lighting pole is not damaged.

**INSTALLATION POLE WITH BASE PLATE RECESSED**

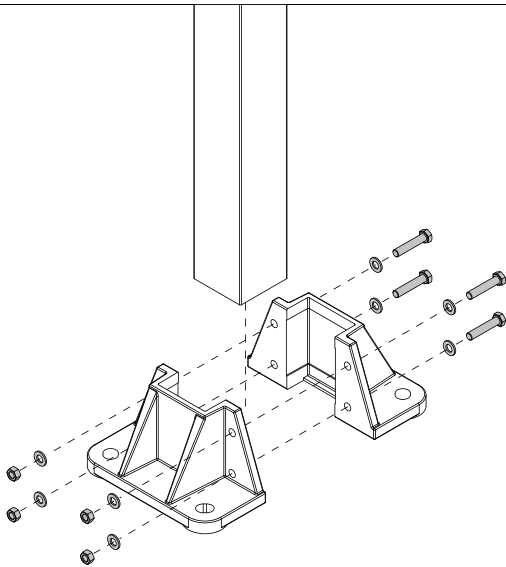
- Preassemble the 2p clamped baseplate, that is delivered with the pole before mounting to "PLATE 11"
- Only use the anchor bolts and nuts (PLATE 11) supplied by DeltaLight.
- The base plates have reinforcement ribs to accommodate the overturning moments (forces) due to the height.
- The base plate of the pole is recessed to the ground level (O). There is extra +-200 mm pole length. This means you have 200 mm height for paving or other surfacing.
- The size of the foundations depends on the topography, condition of the soil and the wind load and must be determined on site. The norms DIN EN 50 341 and DIN 1405 apply. The above exemplary recommendation for a foundation is only applicable for a stable subgrade and for maximum 4 luminaires and a wind speed of 24m/s. Typical foundation details are provided for guidance only and should be checked with the client before use.
- The pole must not permanently have contact with aggressive media, which might corrode the pole.
- Soil and site locations will vary. For this reason it is an imperative to consult with a qualified engineer with knowledge of local soil conditions.
- Cables buried directly in the ground must be marked by cable covers or a suitable marking tape. Cables, conduits and ducts must be buried deep enough to avoid damage from any reasonable foreseeable ground disturbance. If you are in any doubt, refer to national and local guidelines or standards.

1

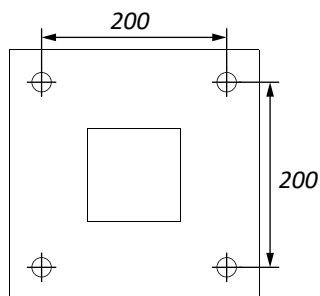
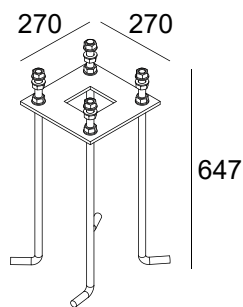


• Prepare POLE

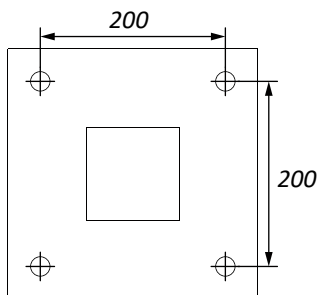
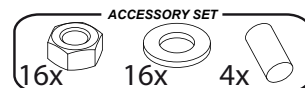
- The clamped baseplate is composed of a firm galvanized steel plate (conforms to the same bolt dimensions of the base plate of the pole) and 4 anchor bolts with all the needed washers and nuts.
- Assemble the plate according to the drawing. Make sure the bolts are put together accurately and fixed rigidly so it won't be displaced or misaligned during mounting.



1

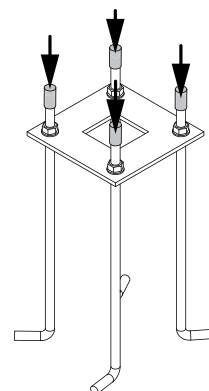
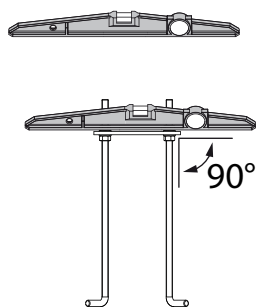


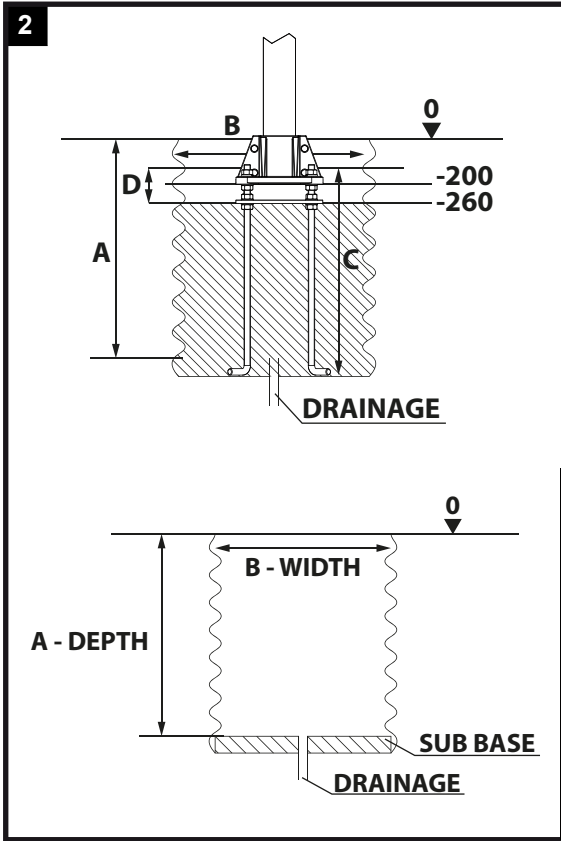
**PLATE 11**  
229 02 11



• Prepare PLATE 11

- Bolt holes in the base plates of the poles have a square bolt dimension of 200 mm. See Bolt Center Dimension on the drawing.
- The PLATE 11 is composed of a firm galvanized steel plate (conforms to the same bolt dimensions of the base plate of the pole) and 4 anchor bolts with all the needed washers and nuts.
- Assemble the plate according to the drawing. Make sure the foundation bolt is put together accurately with bolts vertical and fixed rigidly so it won't be displaced or misaligned during concreting.



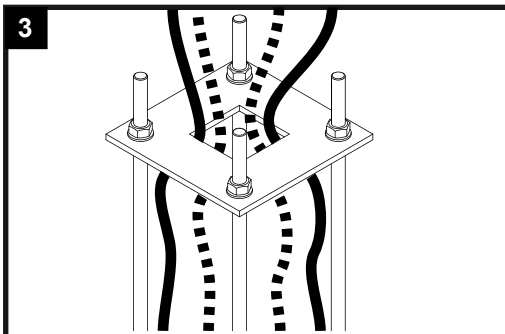


Cross section

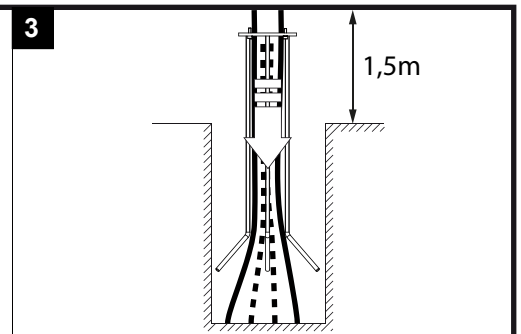
	Pole 4 m	Pole 6 m
A- Depth	800 mm	800 mm
B- Width	500x500 mm	600 x 600 mm
C- Anchor Length	645 mm	645 mm
D- Bolt Projection	110 mm	110 mm
Torque value for M20 nuts	60 Nm	60 Nm

- Make the suitable excavated hole in undisturbed ground.

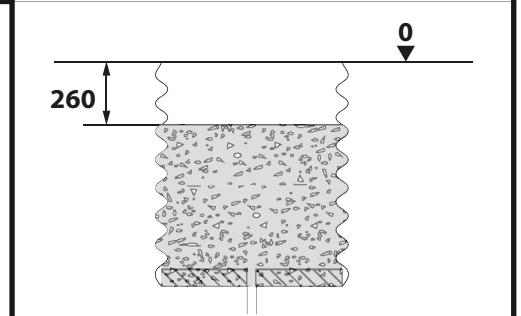
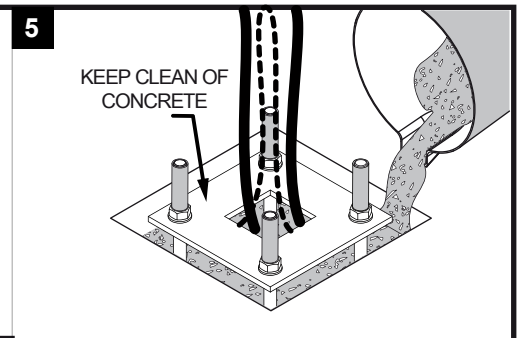
	Pole 4m	Pole 6m
A-Depth	800 mm	800 mm
B-Width	500x500 mm	600 x 600 mm

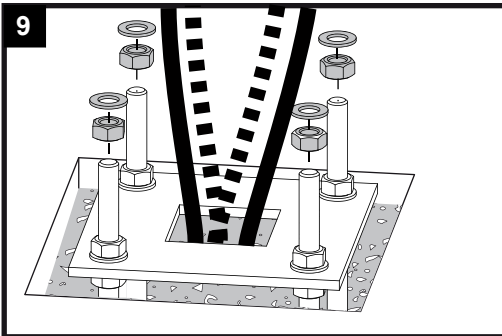
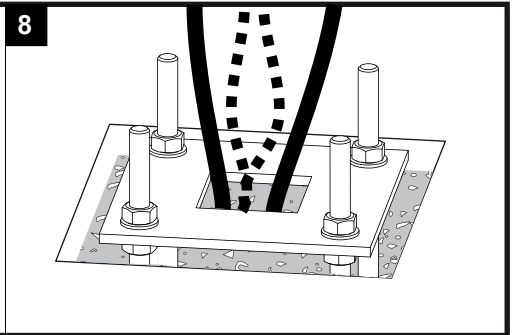
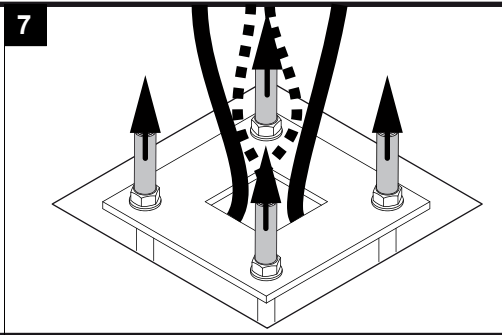
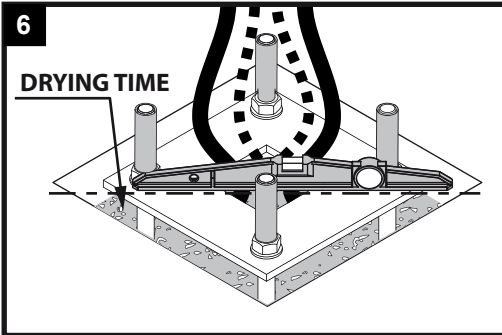


- For the electrical connection a cable length of approx. 1.5m above mounting surface must be left

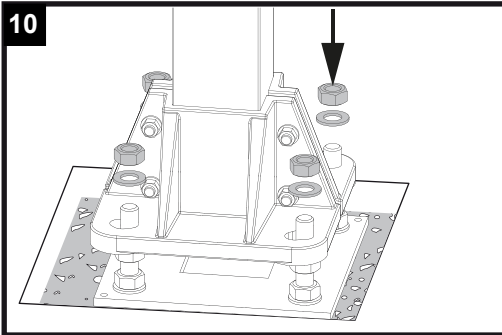


- 4**
- Place the assembled PLATE 11 on the exact position and line up if necessary.
  - Check final mounting orientation of the hatch.
  - Check the anchor bolt projection (D). This is the height the anchor bolt protrudes above the concrete surface. Too little projection and the pole may not be properly secured; Too much and the bolts may be subject to unwanted bending stress.

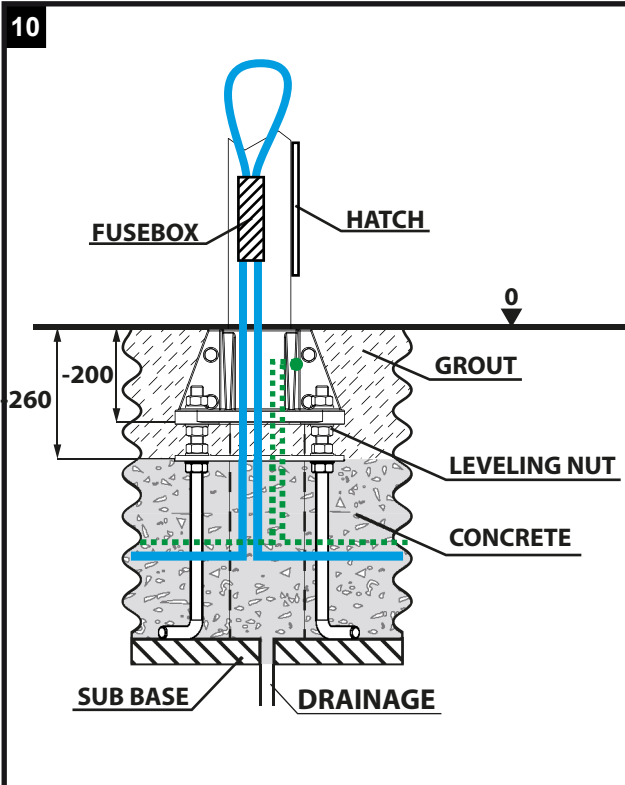




- Install one nut (with washer) on each anchor bolt.
- The nut must be screwed down on the thread to the top of the base plate and be checked using a hand level to ensure that the top surfaces of the 4 nuts are the same height.



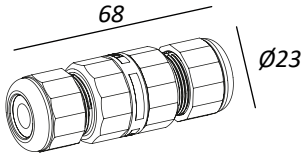
- Install the pole with its base plate holes over the bolts. install the second nut (with washer) screwed down to the base plate of the pole



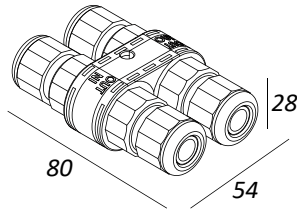
- ⚠ • When erecting the pole, it should be 'plumb' (perfectly vertical). This can be accomplished easily with the leveling nuts and washers provided. An accurate level is recommended for this operation.
- ⚠ • The anchor bolts nuts must be tightened to the torque value as listed in the table. A torque wrench is required for this operation.
- ⚠ • If required, please add grout to fill the gap between pole base plate and the concrete foundation. Avoid large spaces between the pole base plate and the concrete because this can cause excessive stresses in the anchor.
- ⚠ • If preparing the power cords, use tyrap cords with a anchorage of 150N

**ELECTRICAL CONNECTION**

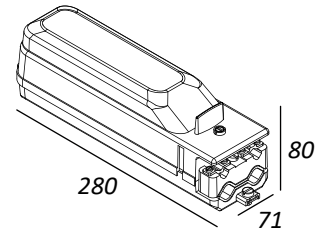
**1** IP68 CONNECTOR 3P  
216 12 02



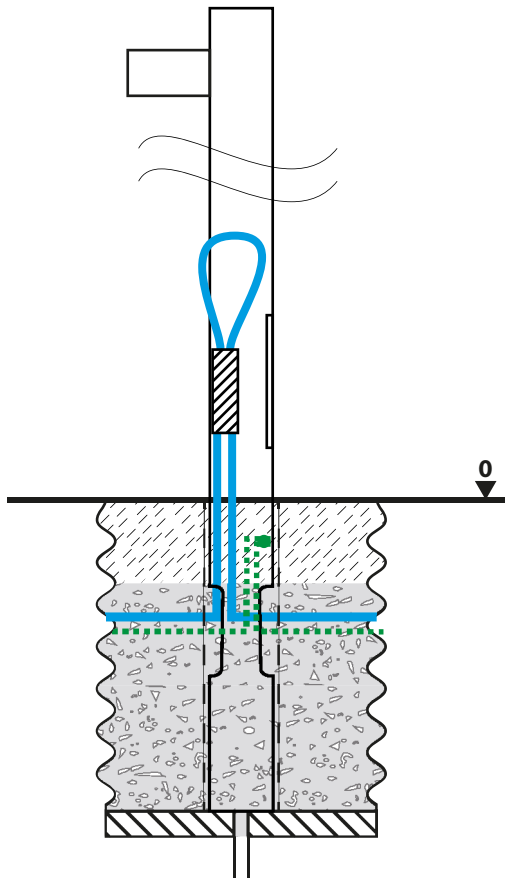
**2** IP68 JUNCTION BOX  
431 99 02



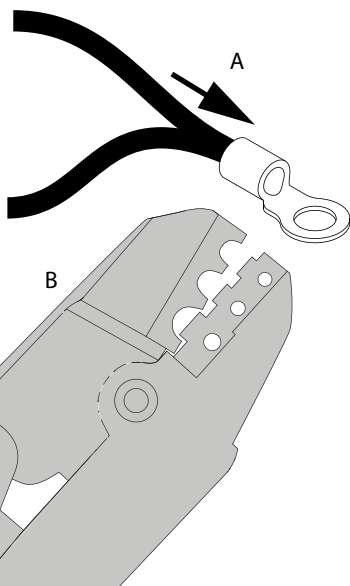
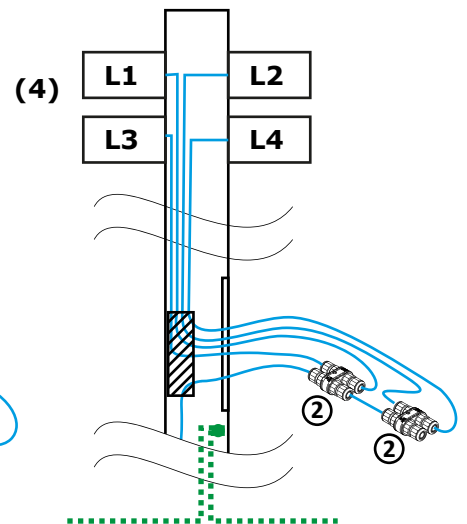
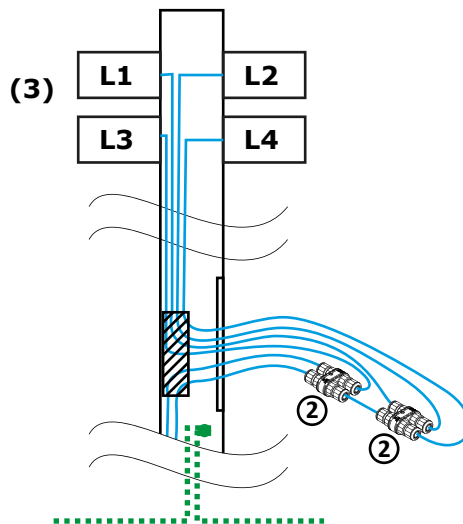
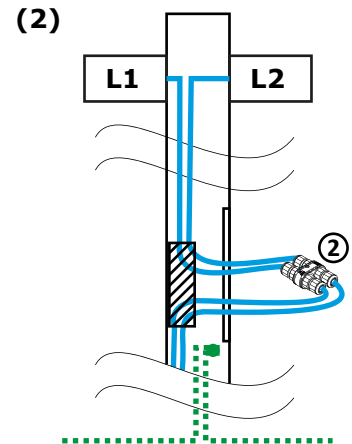
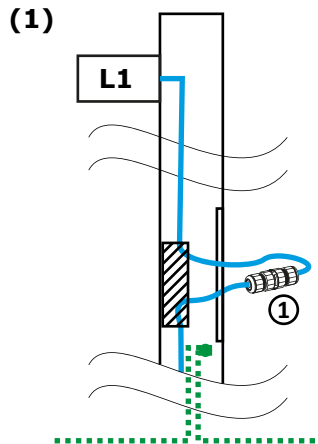
**3** POLESANO FUSE BOX  
431 99 01



**1 - ELECTRICAL CONNECTION WITHOUT FUSE BOX**

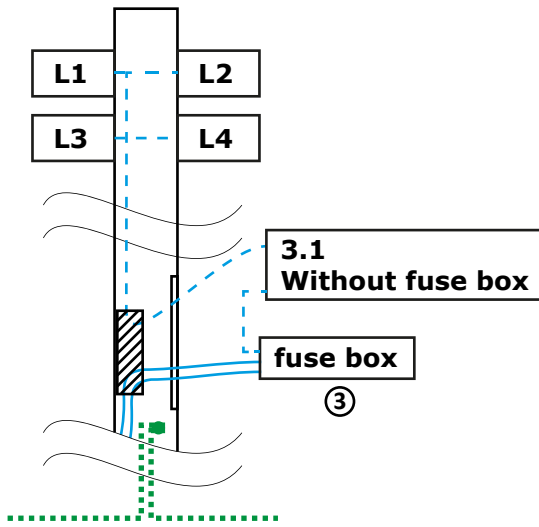


- The cable must be short-circuit and overload protected outside the pole, according to national and local requirements.
- Use 216 12 02 - IP68 CONNECTOR 3P for single head connector (1)
- Use 431 99 02 - IP54 JUNCTION BOX for looping-in and the connector of two heads (2)
- Use two 431 99 02 - IP54 JUNCTION BOX for three or four head and looping-in (3) or for four heads without looping-in (4)
- Only for preinstalled cable of max 1mm<sup>2</sup>



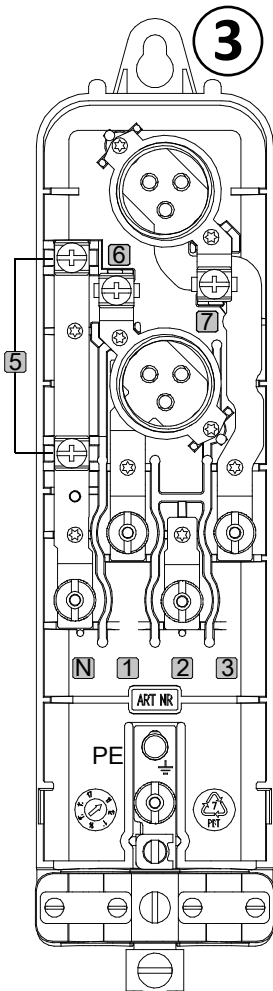
2 - ELECTRICAL CONNECTION WITH FUSE BOX

• For MAX. two phases, fused



Environmental conditions	
Environmental temperature:	-5°C to +55°C
Relative humidity:	5% - 85%, not condensed
Degree of protection:	IP23
Installation class:	I (grounding system)
Pollution intensity:	2
Application conditions	
U <sub>max</sub> :	230/400V
Frequentie:	50Hz
I <sub>max</sub> :	50A (loop through)
I <sub>max</sub> to armature:	6A / Fuse
Fuses:	2X DII (E27), Max 6A (Per piece)
Strain relief:	Yes, Max. 2 groundcables of 23mm and 2 outgoing cables
Maximal connection area and torque:	Clamp N, 1, 2, 3, PE: 2x 10mm <sup>2</sup> or 3x 6mm <sup>2</sup> , 2-4Nm
Diameter Ø:	Ø94mm
Height:	279,5mm
Storage	
Temperature:	-20°C to +70°C
Relative humidity:	5% - 85%, not condensed
Certification	KEMA-certification

3



INCOMING CONNECTOR

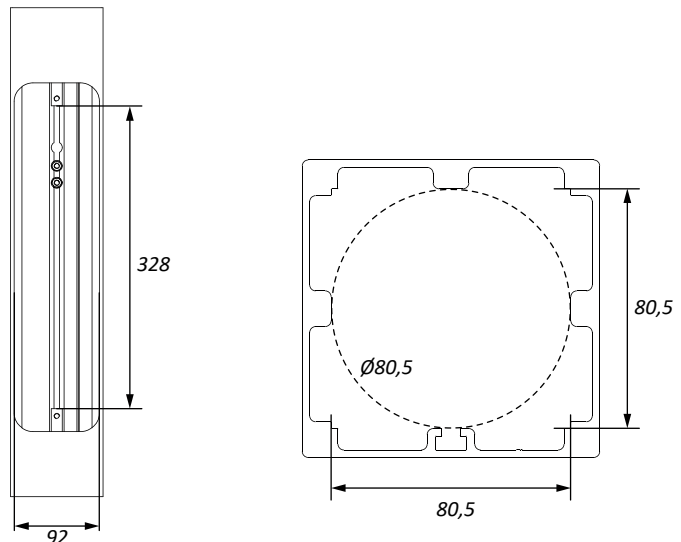
- N = Neutral
- PE = Protection Earth
- 1 = Phase L1
- 2 = Phase L2
- 3 = Phase L3

FUSED CONNECTOR TO LED HEAD


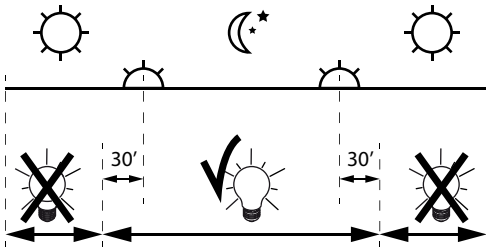
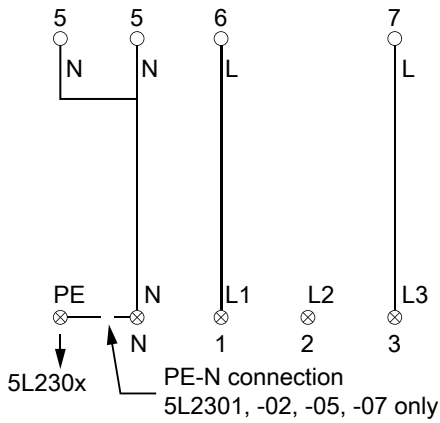
- 5 = Neutral
- 6 = Fused L1
- 7 = Fused L3

N, PE, 1, 2 and 3 can be used for looping-in

• Fusebox opening and mounting dimensions



**Wiring scheme**



CAUTION! CLEAN AT LEAST QUARTERLY WITH WATER AND NON-ABRASIVE CLOTH

**D** This product contains a light source of energy efficiency class D  
 本产品包含能效等级为 D 的光源  
 Этот артикул содержит источник света с энергоэффективностью класса D  
 يحتوي هذا المنتج على مصدر ضوء ذو كفاءة الطاقة D  
 Dit product bevat een verlichtingsbron van energie-efficiëntieklasse D  
 Ce produit contient une source d'éclairage de classe d'efficacité énergétique D  
 Dieses Produkt enthält eine Lichtquelle der Energieeffizienzklasse D  
 Este producto contiene una fuente de iluminación de clase de eficiencia energética D  
 Questo prodotto contiene una fonte di illuminazione in classe di efficienza energetica D

**E** This product contains a light source of energy efficiency class E  
 本产品包含能效等级为 E 的光源  
 Этот артикул содержит источник света с энергоэффективностью класса E  
 يحتوي هذا المنتج على مصدر ضوء ذو كفاءة الطاقة E  
 Dit product bevat een verlichtingsbron van energie-efficiëntieklasse E  
 Ce produit contient une source d'éclairage de classe d'efficacité énergétique E  
 Dieses Produkt enthält eine Lichtquelle der Energieeffizienzklasse E  
 Este producto contiene una fuente de iluminación de clase de eficiencia energética E  
 Questo prodotto contiene una fonte di illuminazione in classe di efficienza energetica E

**F** This product contains a light source of energy efficiency class F  
 本产品包含能效等级为 F 的光源  
 Этот артикул содержит источник света с энергоэффективностью класса F  
 يحتوي هذا المنتج على مصدر ضوء ذو كفاءة الطاقة F  
 Dit product bevat een verlichtingsbron van energie-efficiëntieklasse F  
 Ce produit contient une source d'éclairage de classe d'efficacité énergétique F  
 Dieses Produkt enthält eine Lichtquelle der Energieeffizienzklasse F  
 Este producto contiene una fuente de iluminación de clase de eficiencia energética F  
 Questo prodotto contiene una fonte di illuminazione in classe di efficienza energetica F

Correct disposal of this product (Waste electrical & electronic equipment)  
 正确处置本产品 (废弃的电气和电子设备)  
 Правильная утилизация этого продукта (Утилизация электрического и электронного оборудования)  
 التخلص الصحيح من هذا المنتج (تفكيك المعدات الكهربائية والإلكترونية)


Correcte verwijdering van dit product (Elektrische & elektronische afvalapparatuur)  
 Comment éliminer ce produit (Déchets d'équipements électriques et électroniques)  
 Korrekte Entsorgung dieses Produkts (Elektronik)  
 Eliminación correcta de este producto (Material eléctrico y electrónico de descarte)  
 Corretto smaltimento del prodotto (Rifiuti elettrici ed elettronici)



Provided with grounding  
 提供接地  
 Оборудован заземлением

مزمدة بتأريض

Voorzien van aardingaansluiting  
 Avec mise à la terre  
 Ausgerüstet mit Erdungsanschluss  
 Equipado con conexión a tierra  
 Dotato di messa a terra



The products comply with the requirements of all European Directives applicable to them and are intended for sale in the European Economic Area.  
 产品符合所有相应的欧盟指令，允许在欧洲经济区流通。  
 Продукция соответствует требованиям всех применяемых к ней Европейских Директив и предназначена для продажи на территории Объединенной Европы.

تمتثل المنتجات لمتطلبات جميع التوجيهات الأوروبية المطبقة عليها والمخصصة للبيع في المنطقة الاقتصادية الأوروبية.

De producten voldoen aan de eisen van alle daarop toepasselijke Europese richtlijnen en zijn bestemd voor verkoop op het grondgebied van verenigd europa  
 Les produits répondent aux exigences de toutes les directives européennes applicables et sont destinés à la vente sur le territoire de l'Europe unie  
 Die Produkte erfüllen die Anforderungen aller geltenden europäischen Richtlinien und sind für den Verkauf im Hoheitsgebiet von United Europe bestimmt  
 Los productos cumplen los requisitos de todas las directivas europeas que les son aplicables y están destinados a la venta en el territorio de la Unión Europea  
 I prodotti soddisfano i requisiti di tutte le direttive europee applicabili e sono destinati alla vendita nel territorio dell'Europa unita



The products comply with the requirements of all Moroccan Directives applicable to them and are intended for sale in Morocco.  
 产品符合所有相应的摩洛哥指令，允许在摩洛哥流通。  
 Продукты соответствуют требованиям всех применимых к ним марокканских директив и предназначены для продажи в Марокко.

تتوافق المنتجات مع متطلبات جميع توجيهات المغرب السارية عليها والمخصصة للبيع في المغرب.


De producten voldoen aan de eisen van alle daarop toepasselijke Marokkaanse richtlijnen en zijn bestemd voor verkoop op het grondgebied van Marokko.  
 Les produits répondent aux exigences de toutes les directives marocaines applicables et sont destinés à la vente sur le territoire marocain.  
 Die Produkte entsprechen den Anforderungen aller für sie geltenden marokkanischen Richtlinien und sind für den Verkauf in Marokko bestimmt.  
 Los productos cumplen con los requisitos de todas las directivas marroquíes que les son aplicables y están destinados a la venta en Marruecos.  
 I prodotti sono conformi ai requisiti di tutte le Direttive Marroccan ad essi applicabili e sono destinati alla vendita in Marocco.



Replaceable (LED only) light source and control gear by a professional  
 (仅针对LED) 光源及其控制设备只能由专业人士更换  
 (для СВЕТОДИОДНЫХ светильников) замена источника света и блока питания может быть произведена только квалифицированным специалистом

مصدر الضوء (ليد فقط) ومعدات التحكم قابلين للتغيير بالتراف الفني المتخصص


Verlichtingsbron (enkel LED) en voorschakelapparaat kan enkel vervangen worden door een professional  
 La source d'éclairage (uniquement LED) et le ballast ne peut être remplacé que par un professionnel  
 Die Lichtquelle (nur LED) und Vorschaltgerät kann nur von einem Fachmann ausgetauscht werden  
 La fuente de iluminación (solo LED) solo puede ser reemplazada por un profesional  
 La sorgente luminosa (LED) e l'alimentatore possono essere sostituiti solo da un professionista.



The luminaire should be positioned so that prolonged staring into the luminaire at a distance closer than 0,5 m is not expected.  
 照明设备安装的位置应避免距离短于 0,5 厘米的凝视  
 Светильник должен быть расположен таким образом, чтобы не предполагался длительный прямой зрительный контакт со светильником с расстояния ближе 0,5м.

يجب وضع المصباح بحيث يحدد لفترة طويلة في المصباح عند المسافة أقرب من 0,5 م غير متوقع.

Het toestel dient op een plaats te worden gemonteerd van waaruit langdurig staren in de lichtbron, vanop een afstand van 0,5m, vermeden wordt.  
 Le luminaire doit être positionné afin d'éviter tous contacts prolongé visuels à moins de 0,5m.  
 Die leuchte soll so montiert werden, dass ein längerer direkter Augkontakt mit der LED aus einer Distanz von weniger als 0,5m vermieiden wird.  
 Per evitare il rischio di danni alla vista, l'apparecchio deve essere montato in modo che non si possa guardare direttamente la sorgente luminosa da una distanza inferiore a 0,5m per un tempo prolungato.  
 La luminaria se tiene que instalar de tal forma que no se pueda mirar fijamente la fuente de luz por un tiempo prolongado a una distancia de menos de 0,5m, ya que pueda dañar los ojos



Protected against dust particles and against water sprayed at all angles with respect to the normal of the luminaire  
 防尘，并防止溅水。  
 Защищен от частиц пыли и воды, распыляемой под всеми углами относительно нормального положения светильника

محمي ضد جزيئات الغبار وشد الماء الذي يتم رشه في جميع الزوايا فيما يتعلق بعائلة الطبيعية.

**IP54**

Bescherm tegen stofdeeltjes en tegen water gespoten onder alle hoeken ten opzichte van de normaal van de armatuur  
 Protégé contre les particules de poussière et contre l'eau projetée sous tous les angles par rapport à la normale du luminaire  
 Geschützt gegen staubpartikel und gegen wasser, das in allen winkeln in bezug auf die normale der leuchte versprüht wird  
 Protegida contra partículas de polvo y contra agua roceada a todos los ángulos con respecto a la normal de la luminaria  
 Protetto contro le particelle di polvere e contro l'acqua spruzzata ad ogni angolo rispetto al normale apparecchio

Protected against dust particles and high pressure water jets from any direction  
 防尘，并防止溅水。  
 Защищен от частиц пыли и струи воды под высоким давлением с любого направления

محمي ضد جزيئات الغبار وفتانات المياه ذات الضغط العالي من أي اتجاه


**IP66**

Bescherm tegen stofdeeltjes en waterstralen onder hoge druk vanuit elke richting  
 Protégé contre les particules de poussière et les jets d'eau à haute pression de n'importe quelle direction  
 Geschützt gegen Staubpartikel und Hochdruckwasserstrahlen aus jeder Richtung  
 Protegida contra partículas de polvo y chorros de agua a alta presión desde cualquier dirección  
 Protetto da particelle di polvere e getti d'acqua ad alta pressione da qualsiasi direzione

Device suitable for exterior use, taking the indicated IP rating into consideration  
 适合室外照明，请考虑灯具标识的IP值  
 Устройство, подходящее для наружного применения, с учетом указанного IP-рейтинга

الجهاز مناسب للاستخدام الخارجي، مع مراعاة نسب الحماية (PI) المذكورة

Toestel geschikt voor buitentoepassing, rekening houdend met opgegeven IP-waarden  
 Appareil approprié pour l'usage extérieur, prenant en compte l'IP indiquée  
 Apparat für den Aussengebrauch verwendbar, unter Berücksichtigung des angezeigten IP  
 Aparato apto para uso al exterior en conformidad con el nivel IP indicado  
 Apparecchio per esterni, da installare tenendo conto del suo grado di protezione IP



The products comply with the requirements of all Eurasian Customs Union Directives applicable to them and are intended for sale in Eurasian Economic Union, and are intended for sale in the European Economic Area.  
 产品符合所有相应的海关联盟国家认证，允许在海关联盟国家流通。  
 Продукция соответствует требованиям всех применимых к ним Директив Евразийского таможенного союза и предназначена для продажи в Евразийском экономическом союзе, и предназначена для продажи в Европейском экономическом пространстве.

تمتثل المنتجات لمتطلبات جميع توجيهات الاتحاد الجمركي الأوراسي المطبقة عليها والمخصصة للبيع في الاتحاد الاقتصادي الأوراسي، وهي مخصصة للبيع في المنطقة الاقتصادية الأوروبية.

De producten voldoen aan de eisen van alle daarop toepasselijke Euraziatische douane-unie richtlijnen en zijn bestemd voor verkoop op het grondgebied van Euraziatische Economische Unie.  
 Les produits répondent aux exigences de toutes les directives applicables de l'Union douanière eurasiennne et sont destinés à la vente sur le territoire de la Euraziatische Economische Unie.  
 Die Produkte entsprechen den Anforderungen aller Richtlinien der Eurasischen Zollunion auf sie anwendbar und zum Verkauf in der Eurasischen Wirtschaftsunion bestimmt.  
 Los productos cumplen los requisitos de todas las directivas de la Unión Aduanera Euroasiática que les son aplicables y están destinados a la venta en el territorio de Unión Económica Euroasiática.  
 I prodotti sono conformi ai requisiti di tutte le Direttive dell'Unione doganale euroasiatiche applicabili a tali paesi e sono destinati alla vendita nell'Unione economica eurasiatica.



The products comply with the requirements of all Great Britain's applicable directives and legislations and are intended for sale in Great Britain.  
 产品符合所有相应的英国认证，允许在英国流通。  
 Продукция соответствует требованиям всех действующих директив и законодательства Великобритании и предназначена для продажи в Великобритании.

تتوافق المنتجات مع متطلبات جميع التوجيهات والتشريعات المعمول بها في بريطانيا العظمى وهي مخصصة للبيع في بريطانيا العظمى.


De producten voldoen aan de eisen van alle toepasselijke richtlijnen en wetgevingen in Groot-Brittannië en zijn bedoeld voor verkoop in Groot-Brittannië.  
 Les produits sont conformes aux exigences de toutes les directives et législations applicables en Grande-Bretagne et sont destinés à la vente en Grande-Bretagne.  
 Die Produkte entsprechen den Anforderungen aller geltenden Richtlinien und Gesetze Großbritanniens und sind für den Verkauf in Großbritannien bestimmt.  
 Los productos cumplen con los requisitos de todas las directivas y legislaciones aplicables de Gran Bretaña y están destinados a la venta en Gran Bretaña.  
 I prodotti sono conformi ai requisiti di tutte le direttive e legislazioni applicabili della Gran Bretagna e sono destinati alla vendita in Gran Bretagna.



Caution! Clean at least quarterly with water and a non-abrasive cloth  
 注意！至少每季度用水和软布清洗一次  
 Внимание! Чистите как минимум раз в квартал водой и неабразивной тканью

الحذر! انظف كل ربع سنة على الأقل بالماء وقطعة قماش غير كاشطة

Aandacht! Reinig het toestel minstens per kwartaal met water en een niet schurende doek.  
 Attention! Nettoyez au moins tous les trimestres avec de l'eau et un chiffon non abrasif  
 Vorsicht! Mindestens vierteljährlich mit Wasser und einem nicht scheuernden Tuch reinigen  
 ¡Cuidado! Limpie el dispositivo al menos cada tres meses con agua y un paño no abrasivo.  
 Attenzione! Pulire almeno trimestralmente con acqua e un panno non abrasivo



Allowed daily operation period  
 允许的日常运营周期  
 Допустимый ежедневный период работы

فترة التشغيل اليومية المسموح بها

Dagelijkse ontstekingsperiode toegestaan  
 Durée quotidienne d'allumage admissible  
 Erlaubte tägliche einschaltdauer  
 Period giornaliero di accensione ammesso  
 Periodo diario de encendido permitido

