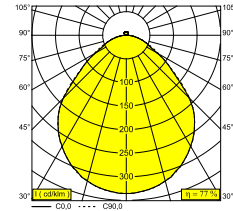
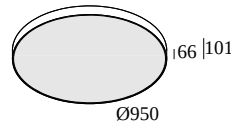


## SUPERNOVA FLAT 95 PRISMATIC SMOOTH UP 930

20638 9300 B

BESCHIKBAAR IN  
**ZWART** 20638 9300 B  
**WIT** 20638 9300 W



 [Bekijk op website](#)



### Algemene info

<b>LOCATIE</b>	binnen
<b>INSTALLATIE</b>	Plafond Opbouw, Plafond Gependeld
<b>STOF EN WATERDICHTHEID</b>	IP20
<b>GEWICHT (KG)</b>	12.7
<b>RICHTBAARHEID</b>	niet richtbaar
<b>INFO</b>	INCL.PC PRISMATIC INCL.AJUSTABLE LED POWER SUPPLY - 2 settings: 1- 1860mA 2- 1300mA

### Elektrische info

<b>INGANGSSPANNING</b>	220-240V / 0 50-60Hz
<b>KLASSE</b>	I
<b>VOEDING</b>	YES
<b>DIM TYPE</b>	niet dimbaar
<b>ENERGIE KLASSE</b>	D
<b>CERTIFICATEN</b>	CB, ENEC, LCA, RCM

### Info lichtbron

<b>LIGHTSOURCE NAME</b>	LED
<b>LICHTBRON</b>	@ 1860: LED cluster 79,4W / CRI>90 (R9: 68) / 3000K / 11477lm Or @ 1300: LED cluster 54,2W / CRI>90 (R9: 68) / 3000K / 8273lm
<b>TM-30-15 WAARDEN</b>	Rf: 89 / Rg: 97 @ 1300: rf: 89 / Rg: 97
<b>SDCM</b>	SDCM3
<b>RISK-GROEP</b>	RG0
<b>LM80</b>	L70 > 60000
<b>LED TECHNIEK (LICHTBRON)</b>	@ 1860: 11477lm // 79,4W // 144lm/W Or @ 1300: 8273lm // 54,2W // 153lm/W
<b>LED TECHNIEK (TOESTEL)</b>	@ 1860: 8849lm // 91,3W // 97lm/W Or @ 1300: 6378lm // 62,3W // 102lm/W

### Opties

SUSPENSION SET 25 3m  
CABLE BASE R / S  
COVERSET R 62-90-100 / S 62-80-90  
CENTRAL ROD SUSPENSION SUPERNOVA FLAT 1m  
CENTRAL SUSPENSION SUPERNOVA FLAT

# DELTALIGHT

## SUPERNOVA FLAT 95 PRISMATIC SMOOTH UP 930

20638 9300 B

Voor gedetailleerde montage gegevens, consulteer de handleiding : [20638\\_XXX0\\_HAND.pdf](#)

### VERVOLLEDIG UW SPECIFICATIE

#### Stroomtoevoer



**203 99 55 ANO** CABLE BASE R ANO

**203 99 55 B** CABLE BASE R B

**203 99 55 W** CABLE BASE R W

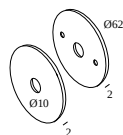


**203 99 56 ANO** CABLE BASE S ANO

**203 99 56 B** CABLE BASE S B

**203 99 56 W** CABLE BASE S W

#### Coversets



**204 00 62 ANO** COVERSET R 62 ANO

**204 00 62 B** COVERSET R 62 B

**204 00 62 W** COVERSET R 62 W



**204 00 90 ANO** COVERSET R 90 ANO

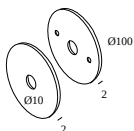
# DELTALIGHT

## SUPERNOVA FLAT 95 PRISMATIC SMOOTH UP 930

20638 9300 B

**204 00 90 B** COVERSET R 90 B

**204 00 90 W** COVERSET R 90 W



**204 00 100 ANO** COVERSET R 100 ANO

**204 00 100 B** COVERSET R 100 B

**204 00 100 W** COVERSET R 100 W



**204 62 62 ANO** COVERSET S 62 ANO

**204 62 62 B** COVERSET S 62 B

**204 62 62 W** COVERSET S 62 W



**204 80 80 ANO** COVERSET S 80 ANO

**204 80 80 B** COVERSET S 80 B

**204 80 80 W** COVERSET S 80 W



**204 90 90 ANO** COVERSET S 90 ANO

**204 90 90 B** COVERSET S 90 B

**204 90 90 W** COVERSET S 90 W

# DELTALIGHT

## SUPERNOVA FLAT 95 PRISMATIC SMOOTH UP 930

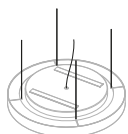
20638 9300 B

### Ophang toebehoren

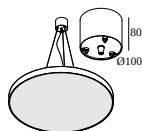


**274 97 10 B** CENTRAL ROD SUSPENSION SUPERNOVA FLAT 1m B

**274 97 10 W** CENTRAL ROD SUSPENSION SUPERNOVA FLAT 1m W



**328 25 43** SUSPENSION SET 25 3m



**328 26 23 B** CENTRAL SUSPENSION SUPERNOVA FLAT 3m B

**328 26 23 W** CENTRAL SUSPENSION SUPERNOVA FLAT 3m W

### Onderdelen voor elektrische verbinding



**15225 0360 B** CONNECTION ST B

Uitsparingsmaat (mm): 43

**15225 0360 W** CONNECTION ST W

Notes: