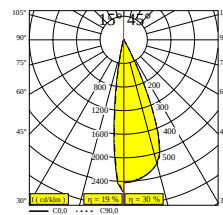
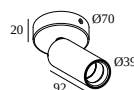




SPY 39 ON FOCUS 930

24174 9300 BRAT

BESCHIKBAAR IN
ZWART 24174 9300 B
ALU GEBORSTELD 24174 9300 BRA
GEBORSTELD ANTRACIET 24174 9300 BRAT
GEBORSTELD KOPER 24174 9300 BRCU
GEBORSTELD GOUD 24174 9300 BRG
GEBORSTELD OUD BRONS 24174 9300 BROB
FLEMISH BRONZE 24174 9300 FBR
FLEMISH GOLD 24174 9300 FG
VOLLEDIG WIT 24174 9300 FW
GOUD KLEUR 24174 9300 GC
WIT 24174 9300 W



[Bekijk op website](#)



Algemene info

LOCATIE	binnen
INSTALLATIE	Plafond Opbouw
STOF EN WATERDICHTHEID	IP20
GEWICHT (KG)	0.4
RICHTBAARHEID	0° tot 85° zwenkbaar, 355° roteerbaar
INFO	ADJUSTABLE BEAM 15°-45°

Elektrische info

KLASSE	III
DIM TYPE	afhankelijk van de te kiezen externe voeding
ENERGIE KLASSE	E
CERTIFICATEN	LCA

Info lichtbron

LIGHTSOURCE NAME	LED
LICHTBRON	LED array 5,8-8,6W / CRI>90 (R9: 52) / 3000K / 734-1018lm
TM-30-15 WAARDEN	rf: 90 / Rg: 99
SDCM	SDCM1
RISK-GROEP	RG1
LM80	L90B10 > 50000
BEAMANGLE	15°-45°
LED TECHNIEK (LICHTBRON)	1018lm // 8,6W // 118lm/W
LED TECHNIEK (TOESTEL)	303lm // 9,9W // 31lm/W

Benodigdheden

LED POWER SUPPLY 350 / 500mA-DC DIM

Opties

COVERSET R 90-100

DELTALIGHT

SPY 39 ON FOCUS 930

24174 9300 BRAT

Voor gedetailleerde montage gegevens, consulteer de handleiding : [24174_XXX0_HAND.pdf](#)

VERVOLLEDIG UW SPECIFICATIE

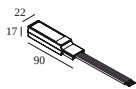
LED voedingen

armaturen



armaturen geeft aan hoeveel toestellen op de voeding kunnen worden aangesloten (min -> max). De waarden vóór en na de 'l' komen respectievelijk overeen met de minimale en maximale aanstroom. Waarden tussen haakjes zijn van toepassing op 110V.

Min. stroom | Max. stroom

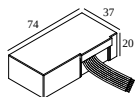


300 48 350 ED1 LED POWER CONVERTER 48V-DC to 350 mA-DC / 15W DIM1

2

Dimtype: 1-10V

Uitsparingsmaat (mm): 30

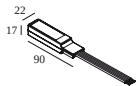


300 48 350 ED5 LED POWER CONVERTER 48V-DC to 350 mA-DC / 15W DIM5

2

Dimtype: DALI

Uitsparingsmaat (mm): 45

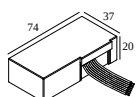


300 48 350 MDL LED POWER CONVERTER 48V-DC to 350 mA-DC / 15W MDL

2

Dimtype: niet dimbaar

Uitsparingsmaat (mm): 30

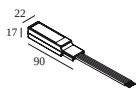


300 48 350 WDL LED POWER CONVERTER 48V-DC to 350 mA-DC / 15W WDL

2

Dimtype: WDL = draadloos

Uitsparingsmaat (mm): 45

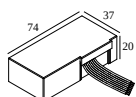


300 48 500 ED1 LED POWER CONVERTER 48V-DC to 500 mA-DC / 22W DIM1

2

Dimtype: 1-10V

Uitsparingsmaat (mm): 30

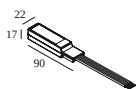


300 48 500 ED5 LED POWER CONVERTER 48V-DC to 500 mA-DC / 22W DIM5

2

Dimtype: DALI

Uitsparingsmaat (mm): 45



300 48 500 MDL LED POWER CONVERTER 48V-DC to 500 mA-DC / 22W MDL

2

Dimtype: niet dimbaar

Uitsparingsmaat (mm): 30

DELTALIGHT

SPY 39 ON FOCUS 930

24174 9300 BRAT



300 48 500 WDL LED POWER CONVERTER 48V-DC to 500 mA-DC / 22W WDL

2

Dimtype: WDL = draadloos

Uitsparingsmaat (mm): 45



300 90 61 LED POWER SUPPLY MULTI-POWER DIM6

2 | 2

Dimtype: net-dimbaar (fase afsnijding) of met drukknop

Uitsparingsmaat (mm): 56



300 90 63 LED POWER SUPPLY MULTI-POWER DIM9

4(4) | 4(4)

Dimtype: 1-10V of DALI of drukknop

Uitsparingsmaat (mm): 82



300 90 64 LED POWER SUPPLY MULTI-POWER DIM7

2(2) | 2(1)

Dimtype: 1-10V of met drukknop

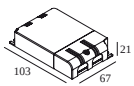
Uitsparingsmaat (mm): 72



300 90 67 LED POWER CONVERTER 24V-DC TO MULTI CURRENT 48W DIM9

2 | -

Dimtype: 1-10V of DALI of drukknop



300 90 68 LED POWER SUPPLY MULTI-POWER DIM5

2(2) | 2(1)

Dimtype: DALI

Uitsparingsmaat (mm): 72

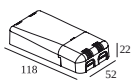


300 90 69 LED POWER SUPPLY MULTI-POWER HV DIM9

2->6(6) | 6(4)

Dimtype: 1-10V of DALI of drukknop

Uitsparingsmaat (mm): 84



300 90 124 LED POWER SUPPLY MULTI-POWER DIM7

2(2) | 2(1)

Dimtype: 1-10V of met drukknop

Uitsparingsmaat (mm): 55



300 90 125 LED POWER SUPPLY MULTI-POWER MINI DIM5

2(2) | 2(1)

Dimtype: DALI

Uitsparingsmaat (mm): 55



300 90 135 LED POWER SUPPLY MULTI-POWER HV

3->4 | 2->4




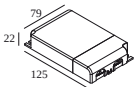





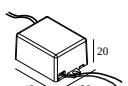
Dimtype: niet dimbaar

Uitsparingsmaat (mm): 90

DELTALIGHT

SPY 39 ON FOCUS 930

24174 9300 BRAT

	21012 0010 LED POWER SUPPLY MULTI POWER	2 2	<input type="checkbox"/>
	Dimtype: niet dimbaar		
	Uitsparingsmaat (mm): 50		
	21012 0021 LED POWER SUPPLY MULTI POWER DIM1	3 3	<input type="checkbox"/>
	Dimtype: 1-10V		
	Uitsparingsmaat (mm): 54		
	21012 0035 LED POWER SUPPLY MULTI POWER DIM5	3 3	<input type="checkbox"/>
	Dimtype: DALI		
	Uitsparingsmaat (mm): 54		
	21012 004W LED POWER SUPPLY MULTI-POWER WDL	4(4) 3(3)	<input type="checkbox"/>
	Dimtype: WDL = draadloos		
	Uitsparingsmaat (mm): 84		
	21012 005W LED POWER SUPPLY MULTI-POWER COMPACT WDL	3 3	<input type="checkbox"/>
	Dimtype: WDL = draadloos		
	Uitsparingsmaat (mm): 54		
	21012 0268 LED POWER SUPPLY MULTI POWER 200-350 / 15W DIM8	2->2 2->2	<input type="checkbox"/>
	Dimtype: net-dimbaar (fase afsnijding)		
	Uitsparingsmaat (mm): 50		
	21012 0278 LED POWER SUPPLY MULTI POWER 500-700 / 20W DIM8	1	<input type="checkbox"/>
	Dimtype: net-dimbaar (fase afsnijding)		
	Uitsparingsmaat (mm): 55		
	21012 0288 LED POWER SUPPLY MULTI POWER 500-700 / 36W DIM8	2->3	<input type="checkbox"/>
	Dimtype: net-dimbaar (fase afsnijding)		
	Uitsparingsmaat (mm): 55		
	21012 0298 LED POWER SUPPLY MULTI POWER 250-900 / 20W DIM8	2 2	<input type="checkbox"/>
	Dimtype: net-dimbaar (fase afsnijding)		
	Uitsparingsmaat (mm): 48		
	21012 0308 LED POWER SUPPLY 350mA / 7,35W DIM8	1	<input type="checkbox"/>
	Dimtype: net-dimbaar (fase afsnijding)		
	Uitsparingsmaat (mm): 40		

DELTALIGHT

SPY 39 ON FOCUS 930

24174 9300 BRAT

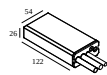


21012 0318 LED POWER SUPPLY 500mA / 10W DIM8

1

Dimtype: net-dimbaar (fase afsnijding)

Uitsparingsmaat (mm): 40

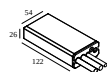


21012 0480 LED POWER SUPPLY 350mA-DC / 17W IP68

2(2)

Dimtype: niet dimbaar

Uitsparingsmaat (mm): 60



21012 0500 LED POWER SUPPLY 500mA-DC / 24W IP68

2(1)

Dimtype: niet dimbaar

Uitsparingsmaat (mm): 60



21032 0295 LED POWER CONVERTER 48V-DC to 350 mA-DC / 15W DIM5

2

Dimtype: DALI

Uitsparingsmaat (mm): 30



21032 0305 LED POWER CONVERTER 48V-DC to 500 mA-DC / 22W DIM5

2

Dimtype: DALI

Uitsparingsmaat (mm): 30

Coversets



204 00 100 ANO COVERSET R 100 ANO

204 00 100 B COVERSET R 100 B

204 00 100 W COVERSET R 100 W

Notes: