



OCTAV 39 CLIP 93020

29016 9320 FG-B

BESCHIKBAAR IN

ZWART-ZWART 29016 9320 B-B

FLEMISH BRONZE-ZWART 29016 9320 FBR-B

FLEMISH GOLD-ZWART 29016 9320 FG-B

GOUD KLEUR-ZWART 29016 9320 GC-B

WIT-WIT 29016 9320 W-W



[Bekijk op website](#)



Algemene info

LOCATIE	binnen
INSTALLATIE	Plafond Half inbouw
ZAAGMAAT/OPENING (MM)	rond - 43
INBOUWDIEPTE (MM)	40
STOF EN WATERDICHTHEID	IP20
GEWICHT (KG)	0.3
RICHTBAARHEID	0° tot 85° zwenkbaar, 355° roteerbaar
INFO	REFLECTOR FL-20° EXCL.LED POWER SUPPLY 350-500mA-DC

Elektrische info

KLASSE	III
DIM TYPE	afhankelijk van de te kiezen externe voeding
ENERGIE KLASSE	E
CERTIFICATEN	CB, ENEC

Info lichtbron

LIGHTSOURCE NAME	LED
LICHTBRON	LED array 5,8-8,6W / CRI>90 (R9: 52) / 3000K / 787-1089lm
TM-30-15 WAARDEN	rf: 90 / Rg: 99
SDCM	SDCM1
RISK-GROEP	RG1
LM80	L90B10 > 50000
BEAMANGLE	20°
LED TECHNIEK (LICHTBRON)	1089lm // 8,6W // 127lm/W
LED TECHNIEK (TOESTEL)	683lm // 9,9W // 69lm/W

Benodigdheden

SPY 39 L TUBE
LED POWER SUPPLY 350 / 500mA-DC DIM

Voor gedetailleerde montage gegevens, consulteer de handleiding : [29016_XXX0_HAND.pdf](#)

DELTALIGHT

OCTAV 39 CLIP 93020

29016 9320 FG-B

PLAFOND COMPATIBILITEIT

Ceiling Type	Mounting Kit
 System ceiling	-
 Plasterboard	-
 Wood	-
 Concrete	-
 Hollow-core slab	-
 Stretched ceiling	-

VERVOLLEDIG UW SPECIFICATIE

LED voedingen

armaturen



armaturen geeft aan hoeveel toestellen op de voeding kunnen worden aangesloten (min -> max). De waarden vóór en na de 'l' komen respectievelijk overeen met de minimale en maximale aanstroom. Waarden tussen haakjes zijn van toepassing op 110V.

Min. stroom | Max. stroom



300 48 350 ED1 LED POWER CONVERTER 48V-DC to 350 mA-DC / 15W DIM1

2

Dimtype: 1-10V

Uitsparingsmaat (mm): 30



300 48 350 ED5 LED POWER CONVERTER 48V-DC to 350 mA-DC / 15W DIM5

2

Dimtype: DALI

Uitsparingsmaat (mm): 45



300 48 350 MDL LED POWER CONVERTER 48V-DC to 350 mA-DC / 15W MDL

2

Dimtype: niet dimbaar

Uitsparingsmaat (mm): 30



300 48 350 WDL LED POWER CONVERTER 48V-DC to 350 mA-DC / 15W WDL

2

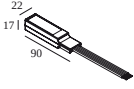
Dimtype: WDL = draadloos

Uitsparingsmaat (mm): 45

DELTALIGHT

OCTAV 39 CLIP 93020

29016 9320 FG-B

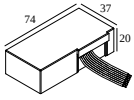


300 48 500 ED1 LED POWER CONVERTER 48V-DC to 500 mA-DC / 22W DIM1

2

Dimtype: 1-10V

Uitsparingsmaat (mm): 30

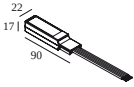


300 48 500 ED5 LED POWER CONVERTER 48V-DC to 500 mA-DC / 22W DIM5

2

Dimtype: DALI

Uitsparingsmaat (mm): 45

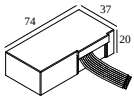


300 48 500 MDL LED POWER CONVERTER 48V-DC to 500 mA-DC / 22W MDL

2

Dimtype: niet dimbaar

Uitsparingsmaat (mm): 30

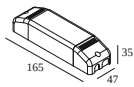


300 48 500 WDL LED POWER CONVERTER 48V-DC to 500 mA-DC / 22W WDL

2

Dimtype: WDL = draadloos

Uitsparingsmaat (mm): 45

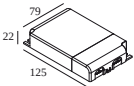


300 90 61 LED POWER SUPPLY MULTI-POWER DIM6

2 | 2

Dimtype: net-dimbaar (fase afsnijding) of met drukknop

Uitsparingsmaat (mm): 56

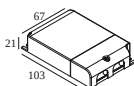


300 90 63 LED POWER SUPPLY MULTI-POWER DIM9

4(4) | 4(4)

Dimtype: 1-10V of DALI of drukknop

Uitsparingsmaat (mm): 82

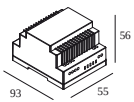


300 90 64 LED POWER SUPPLY MULTI-POWER DIM7

2(2) | 2(1)

Dimtype: 1-10V of met drukknop

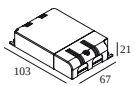
Uitsparingsmaat (mm): 72



300 90 67 LED POWER CONVERTER 24V-DC TO MULTI CURRENT 48W DIM9

2 | -

Dimtype: 1-10V of DALI of drukknop

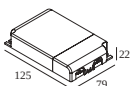


300 90 68 LED POWER SUPPLY MULTI-POWER DIM5

2(2) | 2(1)

Dimtype: DALI

Uitsparingsmaat (mm): 72



300 90 69 LED POWER SUPPLY MULTI-POWER HV DIM9

2->6(6) | 6(4)

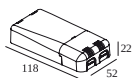
Dimtype: 1-10V of DALI of drukknop

Uitsparingsmaat (mm): 84

DELTALIGHT

OCTAV 39 CLIP 93020

29016 9320 FG-B



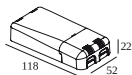
300 90 124 LED POWER SUPPLY MULTI-POWER DIM7

3(2) | 2(1)



Dimtype: 1-10V of met drukknop

Uitsparingsmaat (mm): 55



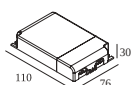
300 90 125 LED POWER SUPPLY MULTI-POWER MINI DIM5

2(2) | 2(1)



Dimtype: DALI

Uitsparingsmaat (mm): 55



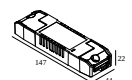
300 90 135 LED POWER SUPPLY MULTI-POWER HV

3->4 | 2->4



Dimtype: niet dimbaar

Uitsparingsmaat (mm): 90



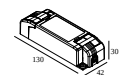
21012 0010 LED POWER SUPPLY MULTI POWER

2 | 2



Dimtype: niet dimbaar

Uitsparingsmaat (mm): 50



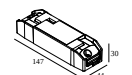
21012 0021 LED POWER SUPPLY MULTI POWER DIM1

3 | 3



Dimtype: 1-10V

Uitsparingsmaat (mm): 54



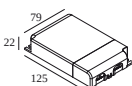
21012 0035 LED POWER SUPPLY MULTI POWER DIM5

3 | 3



Dimtype: DALI

Uitsparingsmaat (mm): 54



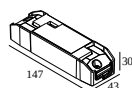
21012 004W LED POWER SUPPLY MULTI-POWER WDL

4(4) | 3(3)



Dimtype: WDL = draadloos

Uitsparingsmaat (mm): 84



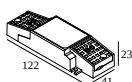
21012 005W LED POWER SUPPLY MULTI-POWER COMPACT WDL

3 | 3



Dimtype: WDL = draadloos

Uitsparingsmaat (mm): 54



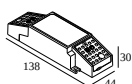
21012 0268 LED POWER SUPPLY MULTI POWER 200-350 / 15W DIM8

2->2 | 0



Dimtype: net-dimbaar (fase afsnijding)

Uitsparingsmaat (mm): 50



21012 0278 LED POWER SUPPLY MULTI POWER 500-700 / 20W DIM8

1



Dimtype: net-dimbaar (fase afsnijding)

Uitsparingsmaat (mm): 55

DELTALIGHT

OCTAV 39 CLIP 93020

29016 9320 FG-B



21012 0288 LED POWER SUPPLY MULTI POWER 500-700 / 36W DIM8

2->3

Dimtype: net-dimbaar (fase afsnijding)

Uitsparingsmaat (mm): 55



21012 0298 LED POWER SUPPLY MULTI POWER 250-900 / 20W DIM8

2 | 2

Dimtype: net-dimbaar (fase afsnijding)

Uitsparingsmaat (mm): 48



21012 0308 LED POWER SUPPLY 350mA / 7,35W DIM8

1

Dimtype: net-dimbaar (fase afsnijding)

Uitsparingsmaat (mm): 40



21012 0318 LED POWER SUPPLY 500mA / 10W DIM8

1

Dimtype: net-dimbaar (fase afsnijding)

Uitsparingsmaat (mm): 40

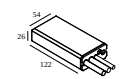


21012 0480 LED POWER SUPPLY 350mA-DC / 17W IP68

2(2)

Dimtype: niet dimbaar

Uitsparingsmaat (mm): 60



21012 0500 LED POWER SUPPLY 500mA-DC / 24W IP68

2(1)

Dimtype: niet dimbaar

Uitsparingsmaat (mm): 60

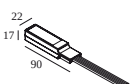


21032 0295 LED POWER CONVERTER 48V-DC to 350 mA-DC / 15W DIM5

2

Dimtype: DALI

Uitsparingsmaat (mm): 30



21032 0305 LED POWER CONVERTER 48V-DC to 500 mA-DC / 22W DIM5

2

Dimtype: DALI

Uitsparingsmaat (mm): 30

Maak je product af



24144 0020 B SPY 39 L TUBE B

DELTALIGHT

OCTAV 39 CLIP 93020

29016 9320 FG-B

<u>24144 0020 FBR</u> SPY 39 L TUBE FBR	<input type="checkbox"/>
<u>24144 0020 FG</u> SPY 39 L TUBE FG	<input type="checkbox"/>
<u>24144 0020 GC</u> SPY 39 L TUBE GC	<input type="checkbox"/>
<u>24144 0020 W</u> SPY 39 L TUBE W	<input type="checkbox"/>

Notes: