


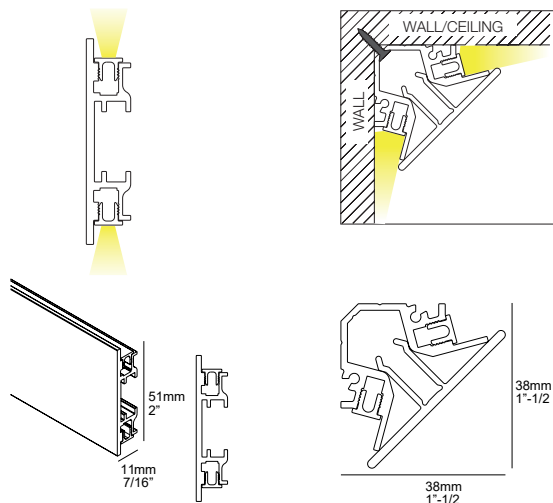
CONNECT



CONNECT A



CONNECT I

**Listing**

ETL certified to US and Canadian safety standards.

Warranty

5-year limited warranty.

Connect was designed to install in a corner, on a corner or straight onto the wall, creating architectural patterns. A unique wall grazer surface mounted to nearly any surface.

CONNECT A

The delicate Connect A is designed to add subtle accents onto vertical surfaces. Emitted from a profile of only 7/16" by 2", Connect A can be applied as a linear down-up light.

CONNECT I

Connect I balances on the edge between wall and ceiling or wall and wall, as you like. Mounted directly into the corner, this minimalistic profile generates a soft line of light on one or both sides, transforming bare corners into decorative perimeters.

Specification	
LED Type:	LEDflex Small
Installation:	Surface mount
Body/Extrusion:	Anodized aluminum
Endcaps:	Aluminum
Finish:	Black / White
Lens:	Sandblasted polycarbonate

Performance	SM Static CCT
CCT Options:	2700K, 3000K, 3500K, 4000K
CRI:	90+
*Power:	3.35 W/ft
Delivered Lumens:	252 lm/ft
Maximum per 96W Driver:	28'-27/32"
LED Cut Length:	1"-3/16
Damp Rated (IP20) Option:	Yes
Wet Rated (IP65) Option:	No
McAdam Step:	2
LED Maintenance:	L70>50,000h
Voltage:	24V
Dimming:	Standard 0-10V dim 120-277V (5%), FE ELV dim 120V (5%)
Power Supply:	96W, Constant Voltage driver with 0.9+ power factor and 85+ efficiency

For emergency lighting, inverter system is by others. Consult factory for more information.
Data in chart reflects 3000K/90 CRI values unless otherwise noted.

Ordering

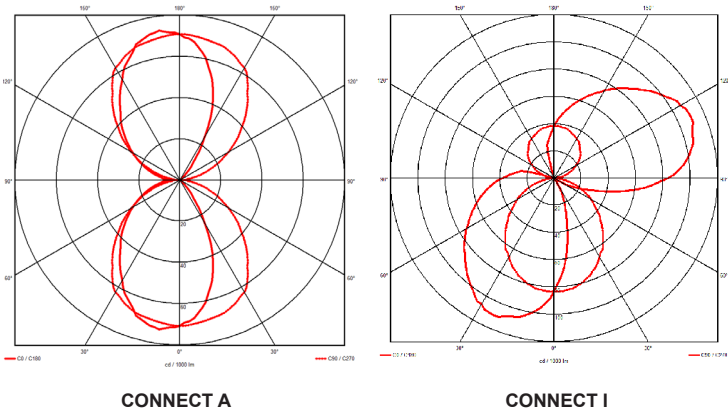
ALL BOXES MUST BE FILLED IN TO CORRECTLY ORDER

Example: P-CNCI-S27SMD-RMTD8-W-96

Body Type	Style	Lens	CCT	Power*	Rating	Application	Controls	Body Finish	Length
P-CNC Connect Profile	A 180° flat install	S Sandblasted polycarbonate	27 2700K	SM LEDflex Small	D Damp	RMT Remote Power Supply	D1 0-10V dim 120- 277V D8 FE ELV dim 120V	B Black W White	Nominal length in inches 118" maximum length single bodyw, Mount end-to-end for longer runs
	I 90° corner install		30 3000K						
			35 3500K						
			40 4000K						

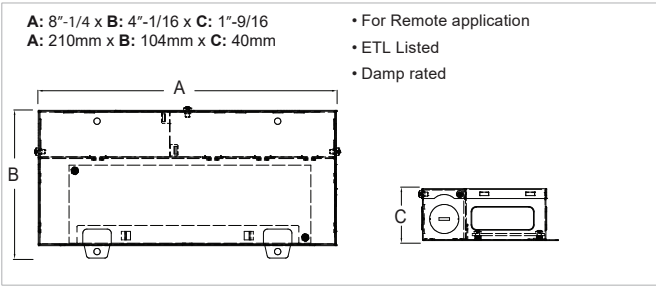
Photometric Data

Small LEDflex Static CCT



Installation Options

REMOTE DRIVER



Driver Options

D1

- Dimming Control 0-10V
- Dimming Range 5-100%
- Dim to off yes
- Power Factor @ Full Load >0.94
- Efficiency @ Full Load ≥84
- THD @ Full Load <20%

D8

- Dimming Control Phase Control
- Dimming Range 5-100%
- Dim to off yes
- Power Factor @ Full Load >0.94
- Efficiency @ Full Load ≥84
- THD @ Full Load <20%