SHELFLINE

A series of simple miniature profiles, to be finished with the LEDflex of your choice. Ideal to softly enlighten shelves, cupboards, wardrobes, architectural coves and details, or other indirect lighting applications. These are our most basic extrusions to simplify cleaning, optimize heatsinking, and protect the LEDflex.

Listing
ETL certified to US and Canadian saftey standards
Warranty
5-year limited warranty

Specification	Shelfline 18	Shelfline 19	Shelfline ST
LED type	LEDflex	LEDflex	LEDflex
Installation:	Surface mount	Surface mount	Surface mount
Body/Extrusion:	Anodized aluminum	Anodized aluminum	Anodized aluminum
Endcaps:	Polycarbonate	Polycarbonate	Polycarbonate
Finish:	Anodized aluminum / Black / White	Anodized aluminum / White	Anodized aluminum
Lens:	Prismatic or sandblasted polycarbonate	Prismatic or sandblasted polycarbonate	Prismatic or sandblasted polycarbonate
Cross Section:	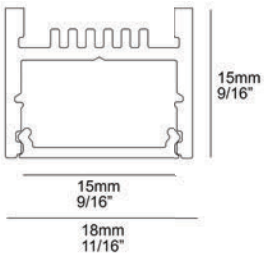	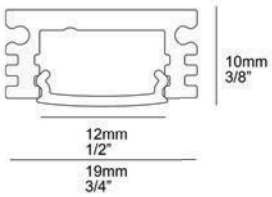	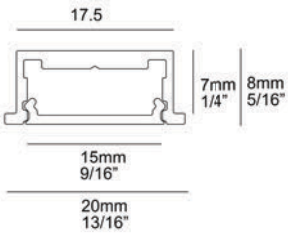

Performance	CL Static CCT	LP Static CCT	MP Static CCT	FP Static CCT	HP Static CCT	Soft Dim	Tunable Dim	RGB
CCT Options:	2700K, 3000K, 3500K, 4000K					3000-1800K	2700-5700K	RGB
CRI:	90+					90+	90+	90+
*Power:	2.8W/ft	1.5W/ft	3.1W/ft	4.6W/ft	6.1W/ft	5.6W/ft	5.9W/ft	3.4W/ft
Deliverd Lumens (Shelfline 18 SBL lens):	92 lm/ft	83 lm/ft	158 lm/ft	275 lm/ft	358 lm/ft	221 lm/ft	169 lm/ft	R: 40 lm/ft G: 141 lm/ft B: 32 lm/ft
Deliverd Lumens (Shelfline 19 clear lens):	156 lm/ft	134 lm/ft	255 lm/ft	433 lm/ft	596 lm/ft	356 lm/ft	275 lm/ft	R: 64 lm/ft G: 228 lm/ft B: 52 lm/ft
Deliverd Lumens (Shelfline 19 SBL lens):	112 lm/ft	96 lm/ft	182 lm/ft	317 lm/ft	426 lm/ft	255 lm/ft	199 lm/ft	R: 46 lm/ft G: 163 lm/ft B: 37 lm/ft
Deliverd Lumens (Shelfline 20 SBL lens):	112 lm/ft	96 lm/ft	182 lm/ft	317 lm/ft	426 lm/ft	255 lm/ft	199 lm/ft	R: 46 lm/ft G: 163 lm/ft B: 37 lm/ft
Maximum per 96W Driver:	32’ 0”-13/16	61’ 0”-11/16	31’ 0”-15/32	20’ 0”-11/16	15’ 0”-3/4	16’ 0”-13/32	33’	28’ 0”-17/32
LED Cut Lenght:	1”	2”	1”-5/16	2”-7/16	2”	2”-7/16	2”-13/16	2”
Damp Rated (IP20) Option:	Yes	Yes	Yes	Yes	Yes	Yes	Yes	Yes
Wet Rated (IP65) Option:	Yes	Yes	Yes	Yes	No	No	No	No
McAdam Step:	3			2				
LED Maintenance:	L70>40,000h			L70>60,000h				
Voltage:	24V							
Dimming:	Standard 0-10V dim 120-277V (1%), FE ELV dim 120V (1%)							
Power Supply	96W, Constant Voltage driver with 0.9+ power factor and 90+% efficiency							

For emergency lighting, inverter system in by others. Consult factory for more information.
Data in chart reflects 3000K/90 CRI values unless otherwise noted.

Ordering (pre-configured)

ALL BOXES MUST BE FILLED IN TO CORRECTLY ORDER

Example: P-SHL20ST-SSDSPD-RMTD1-A-40

Body Type	Style	Installation	Lens	CCT	Power*	Rating	Application	Controls	Body Finish	Length
P-SHL Shelfline Profile (Factory Assembled)	**18** Smooth body, rear heat sink **19** Ridged body, side heat sink	**SF** Surface mount, flat **SA** Surface mount, 45°	**S** Sandblasted polycarbonate **CL**[1] Clear polycarbonate **X**[1,3] No lens	**27** 2700K **30** 3000K **35** 3500K	**LP** Low Power **MP** Medium Power **FP** Full Power	**D** Damp **W**[2,3] Wet	**RMT** Remote Power Supply	**D1** 0-10V dim 120-277V **D8** FE ELV dim 120V	**A** Anodized aluminum	____ Nominal length in inches 118” maximum length single body Mount end-to-end for longer runs
	20 Microflange	**ST** Recessed with small trim	**S** Sandblasted polycarbonate **X**[3] No lens	**40** 4000K	**HP**[2] High Power **CL** Continuous COB					
				SD 3000-1800K	**SP** Standard Power	**D** Damp				
				TW 2700-5700K **RGB** Full color	**SP** Standard Power	**D** Damp	**RMT** Remote Power Supply	**CT** DMX512-A / RDM 4-channel		

1. Only available with Style 19.
2. High Power not available in Rating W (Wet).
3. IP65 (Rating W) only available with no lens (Lens X) for Style 19 & 20.

Ordering (field-assembled)

ALL BOXES MUST BE FILLED IN TO CORRECTLY ORDER

Example: FA-SHL18SA-S30FPD-RMTD8-A-3-2-5

Body Type	Style	Installation	Lens	CCT	Power*	Rating	Application	Controls	Body Finish	Length
FA-SHL Shelfline Profile (Field Assembled)	**18** Smooth body, rear heat sink **19** Ridged body, side heat sink	**SF** Surface mount, flat **SA** Surface mount, 45°	**S** Sandblasted polycarbonate **CL**[1] Clear polycarbonate **X**[1] No lens	**27** 2700K **30** 3000K **35** 3500K	**LP** Low Power **MP** Medium Power **FP** Full Power	**D** Damp	**RMT** Remote Power Supply	**D1** 0-10V dim 120-277V **D8** FE ELV dim 120V	**A** Anodized aluminum	____ Nominal length in inches 118” maximum length single body Mount end-to-end for longer runs
	20 Microflange	**ST** Recessed with small trim	**S** Sandblasted polycarbonate **X** No lens	**40** 4000K	**HP** High Power **CL** Continuous COB					
				SD 3000-1800K	**SP** Standard Power	**D** Damp				
				TW 2700-5700K **RGB** Full color	**SP** Standard Power	**D** Damp	**RMT** Remote Power Supply	**CT** DMX512-A / RDM 4-channel		

1. Only available with Style 19.

Qty Profiles	Qty LEDflex Rolls	Qty Endcap Sets
_____	_____	_____
118” max length each single body	196” length each LEDflex roll	Set of 2 pieces

Photometric Data

Full Power Static CCT

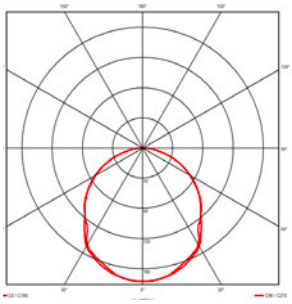

Shelfline 18 (SBL lens)

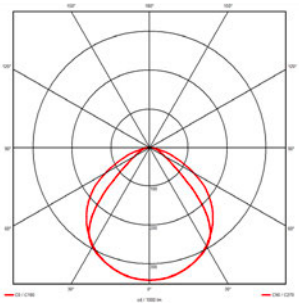

Shelfline 19 (clear lens)

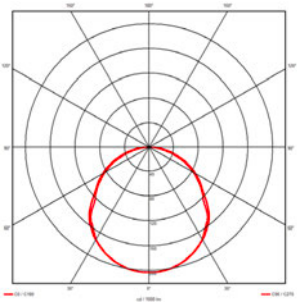

Shelfline 19 (SBL lens)

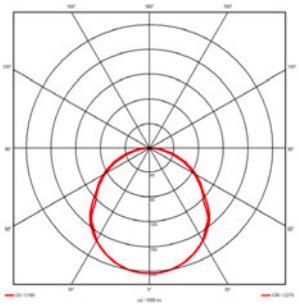

Shelfline ST (SBL lens)

Installation Options

REMOTE DRIVER

A: 12″ x **B:** 2″-7/8 x **C:** 4″-1/4
A: 305mm x **B:** 72mm x **C:** 108mm

- For Remote application
- ETL Listed
- Damp rated

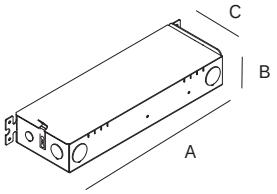

REMOTE DRIVER (With Controls CT)

A: 12″ x **B:** 2″-7/8 x **C:** 4″-1/4
A: 305mm x **B:** 72mm x **C:** 108mm

- For Remote application
- ETL Listed
- Damp rated

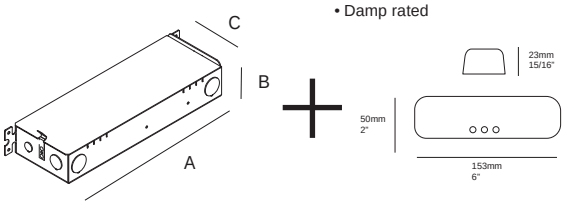

Driver Options

D1

- Dimming Control 0-10V
- Dimming Range 10-100%
- Dim to off yes
- Power Factor @ Full Load >0.95
- Efficiency @ Full Load ≥90
- THD @ Full Load <10%

D8

- Dimming Control Phase Control
- Dimming Range 1-100%
- Dim to off yes
- Power Factor @ Full Load >0.95
- Efficiency @ Full Load ≥90
- THD @ Full Load <10%

CT

- Dimming Control DMX512-A / RDM 4-channel

As technology changes, please use information above as guidance. For most recent updated information please contact factory. Specifications subject to change without notice.