DELTALIGHT



# SPL14 - SPY 20 93030 MDL

**REFERENCE** 27311 9320 B

AVAILABLE IN
**BLACK** 27311 9320 B
**FLEMISH BRONZE** 27311 9320 FBR
**FLEMISH GOLD** 27311 9320 FG
**GOLD COLOURED** 27311 9320 GC
**WHITE** 27311 9320 W

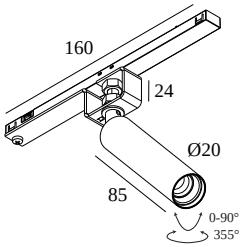


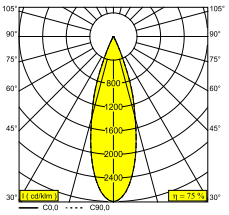


View on website

| General info | |
|---|---|
| **LOCATION** | indoor |
| **INSTALLATION** | Low voltage systems Low voltage system mounted |
| **INGRESS PROTECTION** | IP20 |
| **WEIGHT (KG)** | 0.1 |
| **ADJUSTABILITY** | 0° to 90° swiveling, 355° rotatable |
| **INFORMATION** | REFLECTOR FL-30°<br>EXCL.LED POWER SUPPLY 48V-DC<br>SPY 20 TUBE B included |

| Electrical info | |
|---|---|
| **ELECTRICAL** | 48V-DC |
| **CLASS** | III |
| **DIM TYPE** | MDL = 1-10V or DALI or push button |
| **ENERGY CLASS** | E |
| **CERTIFICATES** | CB, ENEC |

| Lightsource info | |
|---|---|
| **LIGHTSOURCE NAME** | LED |
| **LIGHTSOURCE** | LED array 2W / CRI>90 (R9: 60) / 3000K / 240lm |
| **TM-30 VALUES** | Rf: 91 / Rg: 101 |
| **SDCM** | SDCM3 |
| **RISKGROUP** | RG2 |
| **LM80** | L90B10 > 150000 |
| **BEAMANGLE** | 30° |
| **LED TECHNICS (LIGHT SOURCE)** | 240lm // 2W // 120lm/W |
| **LED TECHNICS (LUMINAIRE)** | 181lm // 2W // 79lm/W |

**Requirements**

LED POWER SUPPLY 48V-DC

**Options**

DIMMABLE MODULATOR

For detailed installation instructions, please consult the manual : **27311_XXX0_HAND.pdf**

DELTALIGHT

# SPL14 - SPY 20 93030 MDL

27311 9320 B

## FINISH YOUR SPECIFICATION

### SMART 48

**# of Fixtures**

**Min current | Max current**

ⓘ # of fixtures indicates how many devices can be connected (min -> max) to the power supply. The values before and after the '|' correspond respectively with the minimum and maximum driving current. Values between brackets are applicable to 110V.

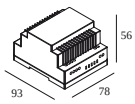


**300 90 011** SMART 48 MODULATOR DIM9 — 72

**Dimtype: 1-10V or DALI or push button**

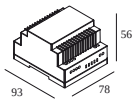


**300 90 012** SMART 48 MODULATOR WD — 72

**Dimtype: WDL = wireless dimmable**

### LED power supplies

**# of Fixtures**

**Min current | Max current**

ⓘ # of fixtures indicates how many devices can be connected (min -> max) to the power supply. The values before and after the '|' correspond respectively with the minimum and maximum driving current. Values between brackets are applicable to 110V.

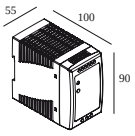


**300 89 48 100** LED POWER SUPPLY 48V-DC / 100W DIN — 37

**Dimtype: non-dimmable**

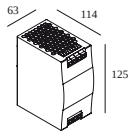


**300 89 48 240** LED POWER SUPPLY 48V-DC / 240W DIN — 90

**Dimtype: non-dimmable**

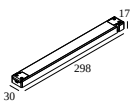


**21012 0230** LED POWER SUPPLY 48V-DC / 100W — 37

**Dimtype: non-dimmable**

**Cutout dimension (mm): 40**

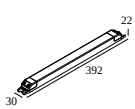


**21012 0240** LED POWER SUPPLY 48V-DC / 200W — 75

**Dimtype: non-dimmable**

**Cutout dimension (mm): 40**

DELTALIGHT

# SPL14 - SPY 20 93030 MDL

27311 9320 B

## COMPATIBLE COMPOSABLES

| D-LINER SHIFTLINE 19 | Available Colours |
|---|---|
|  **29110 0010** D-LINER 19 SL PROFILE SET SAPP 2m | |
|  **29110 0030** D-LINER 19 SL PROFILE SET 30BD 2m | |

| SPLITLINE 14 profile | Available Colours |
|---|---|
| 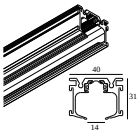 **27300 0020** SPL14 - PROFILE 2m | |
| 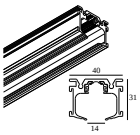 **27300 0030** SPL14 - PROFILE 3m | |

Notes: