

SPY 20 L 2 AIR 92730

27218 9220 FBR-B

BESCHIKBAAR IN

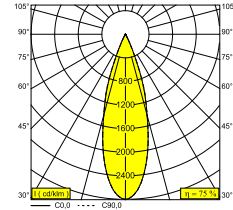
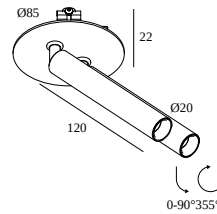

ZWART-ZWART 27218 9220 B-B

FLEMISH BRONZE-ZWART 27218 9220 FBR-B

FLEMISH GOLD-ZWART 27218 9220 FG-B

GOUD KLEUR-ZWART 27218 9220 GC-B

WIT-ZWART 27218 9220 W-B



[Bekijk op website](#)



Algemene info

LOCATIE	binnen
INSTALLATIE	Plafond Inbouw
ZAAGMAAT/OPENING (MM)	rond - Ø KIT
STOF EN WATERDICHTHEID	IP20
GEWICHT (KG)	0.2
RICHTBAARHEID	0° tot 90° zwenkbaar, 355° roteerbaar
INFO	REFLECTOR FL-30° EXCL.LED POWER SUPPLY 350-1050mA-DC SPY 20 TUBE B included

Elektrische info

KLASSE	III
DIM TYPE	afhankelijk van de te kiezen externe voeding
ENERGIE KLASSE	F

Info lichtbron

LIGHTSOURCE NAME	LED
LICHTBRON	2 x (LED array 1-3,1W / CRI>90 (R9: 55) / 2700K / 120-305lm)
TM-30 WAARDEN	rf: 91 / Rg: 100
SMDC	SDCM3
RISK-GROEP	RG2
LM80	L90B10 > 150000
BEAMANGLE	30°
LED TECHNIEK (LICHTBRON)	610lm // 6,2W // 99lm/W
LED TECHNIEK (TOESTEL)	460lm // 7,1W // 64lm/W

Benodigdheden

MOUNTING KIT AIR 104

LED POWER SUPPLY 350 / 500 / 700 / 1050mA-DC DIM









Voor gedetailleerde montage gegevens, consulteer de handleiding : [27218_XXX0_HAND.pdf](#)

DELTALIGHT

SPY 20 L 2 AIR 92730

27218 9220 FBR-B

PLAFOND COMPATIBILITEIT

Ceiling Type	Mounting Kit	
 Ventilation in plasterboard	 29810 0040 - MOUNTING KIT SIDE AIR 104	Required
	 29810 0100 - MOUNTING KIT SIDE AIR ONLY 1	Required
	 29810 0080 - MOUNTING KIT NO AIR 104	Required
 Ventilation in concrete + plaster	 29810 0080 - MOUNTING KIT NO AIR 104	Required
	 29810 0200 - MOUNTING KIT TOP AIR ONLY 1	Required
	 29810 0240 - MOUNTING KIT TOP AIR 104	Required

VERVOLLEDIG UW SPECIFICATIE

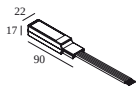
LED voedingen

armaturen



armaturen geeft aan hoeveel toestellen op de voeding kunnen worden aangesloten (min -> max). De waarden vóór en na de '|' komen respectievelijk overeen met de minimale en maximale aanstroom. Waarden tussen haakjes zijn van toepassing op 110V.

Min. stroom | Max. stroom

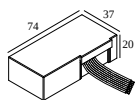


300 48 350 ED1 LED POWER CONVERTER 48V-DC to 350 mA-DC / 15W DIM1

2->7

Dimtype: 1-10V

Uitsparingsmaat (mm): 30

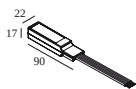


300 48 350 ED5 LED POWER CONVERTER 48V-DC to 350 mA-DC / 15W DIM5

2->7

Dimtype: DALI

Uitsparingsmaat (mm): 45

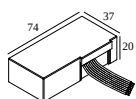


300 48 350 MDL LED POWER CONVERTER 48V-DC to 350 mA-DC / 15W MDL

2->7

Dimtype: niet dimbaar

Uitsparingsmaat (mm): 30

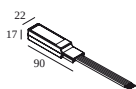


300 48 350 WDL LED POWER CONVERTER 48V-DC to 350 mA-DC / 15W WDL

2->7

Dimtype: WDL = draadloos

Uitsparingsmaat (mm): 45



300 48 500 ED1 LED POWER CONVERTER 48V-DC to 500 mA-DC / 22W DIM1

2->7

Dimtype: 1-10V

Uitsparingsmaat (mm): 30

DELTALIGHT

SPY 20 L 2 AIR 92730

27218 9220 FBR-B



300 48 500 ED5 LED POWER CONVERTER 48V-DC to 500 mA-DC / 22W DIM5

2->7

Dimtype: DALI

Uitsparingsmaat (mm): 45



300 48 500 MDL LED POWER CONVERTER 48V-DC to 500 mA-DC / 22W MDL

2->7

Dimtype: niet dimbaar

Uitsparingsmaat (mm): 30

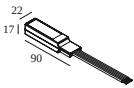


300 48 500 WDL LED POWER CONVERTER 48V-DC to 500 mA-DC / 22W WDL

2->7

Dimtype: WDL = draadloos

Uitsparingsmaat (mm): 45

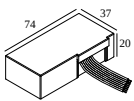


300 48 700 ED1 LED POWER CONVERTER 48V-DC to 700 mA-DC / 25W DIM1

2->7

Dimtype: 1-10V

Uitsparingsmaat (mm): 30

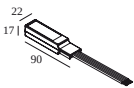


300 48 700 ED5 LED POWER CONVERTER 48V-DC to 700 mA-DC / 25W DIM5

2->7

Dimtype: DALI

Uitsparingsmaat (mm): 45

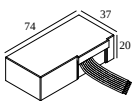


300 48 700 MDL LED POWER CONVERTER 48V-DC to 700 mA-DC / 25W MDL

2->7

Dimtype: niet dimbaar

Uitsparingsmaat (mm): 30

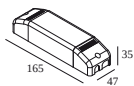


300 48 700 WDL LED POWER CONVERTER 48V-DC to 700 mA-DC / 25W WDL

2->7

Dimtype: WDL = draadloos

Uitsparingsmaat (mm): 45

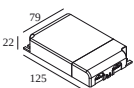


300 90 61 LED POWER SUPPLY MULTI-POWER DIM6

8 | 8 | 8

Dimtype: net-dimbaar (fase afsnijding) of met drukknop

Uitsparingsmaat (mm): 56

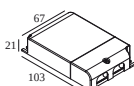


300 90 63 LED POWER SUPPLY MULTI-POWER DIM9

13(12) | 12(12) | 12(9) | 9(6)

Dimtype: 1-10V of DALI of drukknop

Uitsparingsmaat (mm): 82



300 90 64 LED POWER SUPPLY MULTI-POWER DIM7

2->9(7) | 8(5) | 8(3)

Dimtype: 1-10V of met drukknop

Uitsparingsmaat (mm): 72

DELTALIGHT

SPY 20 L 2 AIR 92730

27218 9220 FBR-B



300 90 67

LED POWER CONVERTER 24V-DC TO MULTI CURRENT 48W DIM9

2->7 | 2->7 | 2->7



Dimtype: 1-10V of DALI of drukknop



300 90 68

LED POWER SUPPLY MULTI-POWER DIM5

8(7) | 8(5) | 7(3) | -



Dimtype: DALI

Uitsparingsmaat (mm): 72



300 90 69

LED POWER SUPPLY MULTI-POWER HV DIM9

4->20(19) | 20(14) | 14(14) | -



Dimtype: 1-10V of DALI of drukknop

Uitsparingsmaat (mm): 84



300 90 124

LED POWER SUPPLY MULTI-POWER DIM7

3->8(7) | 7(5) | 5(3)



Dimtype: 1-10V of met drukknop

Uitsparingsmaat (mm): 55



300 90 125

LED POWER SUPPLY MULTI-POWER MINI DIM5

2->8(7) | 7(5) | 4(3)



Dimtype: DALI

Uitsparingsmaat (mm): 55



300 90 135

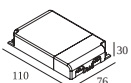
LED POWER SUPPLY MULTI-POWER HV

9->14 | 6->14 | 5->15 | 5->11



Dimtype: niet dimbaar

Uitsparingsmaat (mm): 90



300 90 136

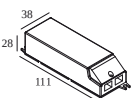
LED POWER SUPPLY MULTI-POWER HC DIM9

7(6)



Dimtype: 1-10V of DALI of drukknop

Uitsparingsmaat (mm): 90



300 90 148

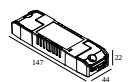
LED POWER SUPPLY 1050mA-DC / 22W

3(1)



Dimtype: niet dimbaar

Uitsparingsmaat (mm): 48



21012 0010

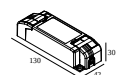
LED POWER SUPPLY MULTI POWER

3->7 | 2->9 | 2->7 | 2->6



Dimtype: niet dimbaar

Uitsparingsmaat (mm): 50



21012 0021

LED POWER SUPPLY MULTI POWER DIM1

2->9 | 2->9 | 2->8 | 2->6



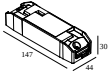
Dimtype: 1-10V

Uitsparingsmaat (mm): 54

DELTALIGHT

SPY 20 L 2 AIR 92730

27218 9220 FBR-B

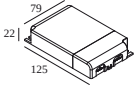


21012 0035 LED POWER SUPPLY MULTI POWER DIM5

2->8 | 2->9 | 2->9 | 2->6

Dimtype: DALI

Uitsparingsmaat (mm): 54

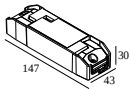


21012 004W LED POWER SUPPLY MULTI-POWER WDL

12(12) | 12(12) | 12(10) | 10(6)

Dimtype: WDL = draadloos

Uitsparingsmaat (mm): 84

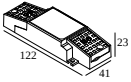


21012 005W LED POWER SUPPLY MULTI-POWER COMPACT WDL

2->9 | 2->9 | 2->8 | 2->6

Dimtype: WDL = draadloos

Uitsparingsmaat (mm): 54

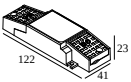


21012 0258 LED POWER SUPPLY MULTI POWER 200-350 / 10W DIM8

4->5

Dimtype: net-dimbaar (fase afsnijding)

Uitsparingsmaat (mm): 50

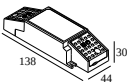


21012 0268 LED POWER SUPPLY MULTI POWER 200-350 / 15W DIM8

5->7

Dimtype: net-dimbaar (fase afsnijding)

Uitsparingsmaat (mm): 50

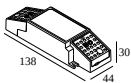


21012 0278 LED POWER SUPPLY MULTI POWER 500-700 / 20W DIM8

3->5 | 3->4

Dimtype: net-dimbaar (fase afsnijding)

Uitsparingsmaat (mm): 55

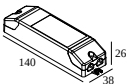


21012 0288 LED POWER SUPPLY MULTI POWER 500-700 / 36W DIM8

6->9 | 6->8

Dimtype: net-dimbaar (fase afsnijding)

Uitsparingsmaat (mm): 55

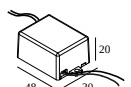


21012 0298 LED POWER SUPPLY MULTI POWER 250-900 / 20W DIM8

2->7 | 2->7 | 2->4

Dimtype: net-dimbaar (fase afsnijding)

Uitsparingsmaat (mm): 48

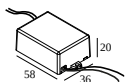


21012 0308 LED POWER SUPPLY 350mA / 7,35W DIM8

3->3

Dimtype: net-dimbaar (fase afsnijding)

Uitsparingsmaat (mm): 40



21012 0318 LED POWER SUPPLY 500mA / 10W DIM8

3->3

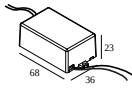
Dimtype: net-dimbaar (fase afsnijding)

Uitsparingsmaat (mm): 40

DELTALIGHT

SPY 20 L 2 AIR 92730

27218 9220 FBR-B

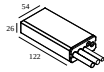


21012 0328 LED POWER SUPPLY 700mA / 15W DIM8

3->3

Dimtype: net-dimbaar (fase afsnijding)

Uitsparingsmaat (mm): 40

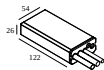


21012 0480 LED POWER SUPPLY 350mA-DC / 17W IP68

8(7)

Dimtype: niet dimbaar

Uitsparingsmaat (mm): 60

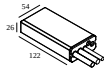


21012 0490 LED POWER SUPPLY 700mA-DC / 30W IP68

7(3)

Dimtype: niet dimbaar

Uitsparingsmaat (mm): 60

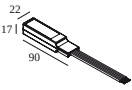


21012 0500 LED POWER SUPPLY 500mA-DC / 24W IP68

8(5)

Dimtype: niet dimbaar

Uitsparingsmaat (mm): 60

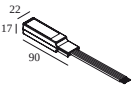


21032 0295 LED POWER CONVERTER 48V-DC to 350 mA-DC / 15W DIM5

2->7

Dimtype: DALI

Uitsparingsmaat (mm): 30

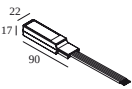


21032 0305 LED POWER CONVERTER 48V-DC to 500 mA-DC / 22W DIM5

2->7

Dimtype: DALI

Uitsparingsmaat (mm): 30



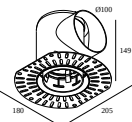
21032 0315 LED POWER CONVERTER 48V-DC to 700 mA-DC / 25W DIM5

2->7

Dimtype: DALI

Uitsparingsmaat (mm): 30

Montage kit - side air + light



29810 0040 MOUNTING KIT SIDE AIR 104

Uitsparingsmaat (mm): 168

DELTALIGHT

SPY 20 L 2 AIR 92730

27218 9220 FBR-B

Montage kit - top air + light

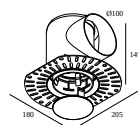


29810 0240 MOUNTING KIT TOP AIR 104



Uitsparingsmaat (mm): 135

Montage kit - side air only

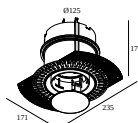


29810 0100 MOUNTING KIT SIDE AIR ONLY 1



Uitsparingsmaat (mm): 168

Montage kit - top air only



29810 0200 MOUNTING KIT TOP AIR ONLY 1



Uitsparingsmaat (mm): 135

Montage kit - no air



29810 0080 MOUNTING KIT NO AIR 104



Uitsparingsmaat (mm): 168

Notes: