

## SPY 20 L 2 AIR 92730

27218 9220 FBR-B

BESCHIKBAAR IN

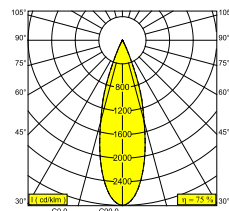
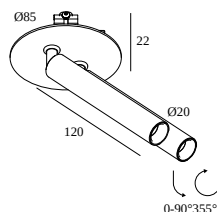

**ZWART-ZWART** 27218 9220 B-B

**FLEMISH BRONZE-ZWART** 27218 9220 FBR-B

**FLEMISH GOLD-ZWART** 27218 9220 FG-B

**GOUD KLEUR-ZWART** 27218 9220 GC-B

**WIT-ZWART** 27218 9220 W-B



[Bekijk op website](#)



### Algemene info

<b>LOCATIE</b>	binnen
<b>INSTALLATIE</b>	Plafond Inbouw
<b>ZAAGMAAT/OPENING (MM)</b>	rond - Ø KIT
<b>STOF EN WATERDICHTHEID</b>	IP20
<b>GEWICHT (KG)</b>	0.2
<b>RICHTBAARHEID</b>	0° tot 90° zwenkbaar, 355° roteerbaar
<b>INFO</b>	REFLECTOR FL-30° EXCL.LED POWER SUPPLY 350-1050mA-DC SPY 20 TUBE B included

### Elektrische info

<b>KLASSE</b>	III
<b>DIM TYPE</b>	afhankelijk van de te kiezen externe voeding
<b>ENERGIE KLASSE</b>	F

### Info lichtbron

<b>LIGHTSOURCE NAME</b>	LED
<b>LICHTBRON</b>	2 x (LED array 1-3,1W / CRI>90 (R9: 55) / 2700K / 120-305lm)
<b>TM-30-15 WAARDEN</b>	rf: 91 / Rg: 100
<b>SDCM</b>	SDCM3
<b>RISK-GROEP</b>	RG2
<b>LM80</b>	L90B10 > 150000
<b>BEAMANGLE</b>	30°
<b>LED TECHNIEK (LICHTBRON)</b>	610lm // 6,2W // 99lm/W
<b>LED TECHNIEK (TOESTEL)</b>	460lm // 7,1W // 64lm/W

### Benodigdheden

MOUNTING KIT AIR 104

LED POWER SUPPLY 350 / 500 / 700 / 1050mA-DC DIM









Voor gedetailleerde montage gegevens, consulteer de handleiding : [27218\\_XXX0\\_HAND.pdf](#)

# DELTALIGHT

## SPY 20 L 2 AIR 92730

27218 9220 FBR-B

### PLAFOND COMPATIBILITEIT

Ceiling Type	Mounting Kit	
 <b>Ventilation in plasterboard</b>	 29810 0040 - MOUNTING KIT SIDE AIR 104	Required
	 29810 0100 - MOUNTING KIT SIDE AIR ONLY 1	Required
	 29810 0080 - MOUNTING KIT NO AIR 104	Required
 <b>Ventilation in concrete + plaster</b>	 29810 0080 - MOUNTING KIT NO AIR 104	Required
	 29810 0200 - MOUNTING KIT TOP AIR ONLY 1	Required
	 29810 0240 - MOUNTING KIT TOP AIR 104	Required

### VERVOLLEDIG UW SPECIFICATIE

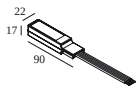
#### LED voedingen

#### # armaturen



# armaturen geeft aan hoeveel toestellen op de voeding kunnen worden aangesloten (min -> max). De waarden vóór en na de '|' komen respectievelijk overeen met de minimale en maximale aanstroom. Waarden tussen haakjes zijn van toepassing op 110V.

Min. stroom | Max. stroom

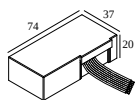


**300 48 350 ED1** LED POWER CONVERTER 48V-DC to 350 mA-DC / 15W DIM1

2->7

Dimtype: 1-10V

Uitsparingsmaat (mm): 30

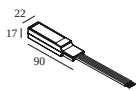


**300 48 350 ED5** LED POWER CONVERTER 48V-DC to 350 mA-DC / 15W DIM5

2->7

Dimtype: DALI

Uitsparingsmaat (mm): 45

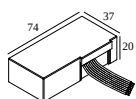


**300 48 350 MDL** LED POWER CONVERTER 48V-DC to 350 mA-DC / 15W MDL

2->7

Dimtype: niet dimbaar

Uitsparingsmaat (mm): 30

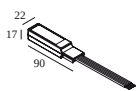


**300 48 350 WDL** LED POWER CONVERTER 48V-DC to 350 mA-DC / 15W WDL

2->7

Dimtype: WDL = draadloos

Uitsparingsmaat (mm): 45



**300 48 500 ED1** LED POWER CONVERTER 48V-DC to 500 mA-DC / 22W DIM1

2->7

Dimtype: 1-10V

Uitsparingsmaat (mm): 30

# DELTALIGHT

## SPY 20 L 2 AIR 92730

27218 9220 FBR-B



**300 48 500 ED5** LED POWER CONVERTER 48V-DC to 500 mA-DC / 22W DIM5

2->7

Dimtype: DALI

Uitsparingsmaat (mm): 45



**300 48 500 MDL** LED POWER CONVERTER 48V-DC to 500 mA-DC / 22W MDL

2->7

Dimtype: niet dimbaar

Uitsparingsmaat (mm): 30

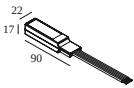


**300 48 500 WDL** LED POWER CONVERTER 48V-DC to 500 mA-DC / 22W WDL

2->7

Dimtype: WDL = draadloos

Uitsparingsmaat (mm): 45

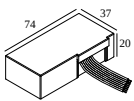


**300 48 700 ED1** LED POWER CONVERTER 48V-DC to 700 mA-DC / 25W DIM1

2->7

Dimtype: 1-10V

Uitsparingsmaat (mm): 30

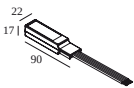


**300 48 700 ED5** LED POWER CONVERTER 48V-DC to 700 mA-DC / 25W DIM5

2->7

Dimtype: DALI

Uitsparingsmaat (mm): 45

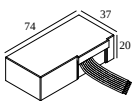


**300 48 700 MDL** LED POWER CONVERTER 48V-DC to 700 mA-DC / 25W MDL

2->7

Dimtype: niet dimbaar

Uitsparingsmaat (mm): 30

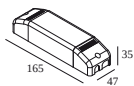


**300 48 700 WDL** LED POWER CONVERTER 48V-DC to 700 mA-DC / 25W WDL

2->7

Dimtype: WDL = draadloos

Uitsparingsmaat (mm): 45

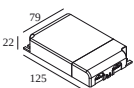


**300 90 61** LED POWER SUPPLY MULTI-POWER DIM6

8 | 8 | 8

Dimtype: net-dimbaar (fase afsnijding) of met drukknop

Uitsparingsmaat (mm): 56

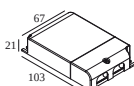


**300 90 63** LED POWER SUPPLY MULTI-POWER DIM9

13(12) | 12(12) | 12(9) | 9(6)

Dimtype: 1-10V of DALI of drukknop

Uitsparingsmaat (mm): 82



**300 90 64** LED POWER SUPPLY MULTI-POWER DIM7

2->9(7) | 8(5) | 8(3)

Dimtype: 1-10V of met drukknop

Uitsparingsmaat (mm): 72

# DELTALIGHT

## SPY 20 L 2 AIR 92730

27218 9220 FBR-B



**300 90 67**

LED POWER CONVERTER 24V-DC TO MULTI CURRENT 48W DIM9

2->7 | 2->7 | 2->7



**Dimtype: 1-10V of DALI of drukknop**



**300 90 68**

LED POWER SUPPLY MULTI-POWER DIM5

8(7) | 8(5) | 7(3) | -



**Dimtype: DALI**

**Uitsparingsmaat (mm): 72**



**300 90 69**

LED POWER SUPPLY MULTI-POWER HV DIM9

4->20(19) | 20(14) | 14(14) | -



**Dimtype: 1-10V of DALI of drukknop**

**Uitsparingsmaat (mm): 84**



**300 90 124**

LED POWER SUPPLY MULTI-POWER DIM7

3->8(7) | 7(5) | 5(3)



**Dimtype: 1-10V of met drukknop**

**Uitsparingsmaat (mm): 55**



**300 90 125**

LED POWER SUPPLY MULTI-POWER MINI DIM5

2->8(7) | 7(5) | 4(3)



**Dimtype: DALI**

**Uitsparingsmaat (mm): 55**



**300 90 135**

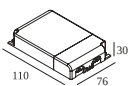
LED POWER SUPPLY MULTI-POWER HV

9->14 | 6->14 | 5->15 | 5->11



**Dimtype: niet dimbaar**

**Uitsparingsmaat (mm): 90**



**300 90 136**

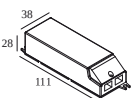
LED POWER SUPPLY MULTI-POWER HC DIM9

7(6)



**Dimtype: 1-10V of DALI of drukknop**

**Uitsparingsmaat (mm): 90**



**300 90 148**

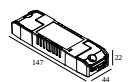
LED POWER SUPPLY 1050mA-DC / 22W

3(1)



**Dimtype: niet dimbaar**

**Uitsparingsmaat (mm): 48**



**21012 0010**

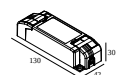
LED POWER SUPPLY MULTI POWER

3->7 | 2->9 | 2->7 | 2->6



**Dimtype: niet dimbaar**

**Uitsparingsmaat (mm): 50**



**21012 0021**

LED POWER SUPPLY MULTI POWER DIM1

2->9 | 2->9 | 2->8 | 2->6



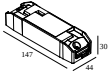
**Dimtype: 1-10V**

**Uitsparingsmaat (mm): 54**

# DELTALIGHT

## SPY 20 L 2 AIR 92730

27218 9220 FBR-B

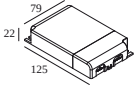


**21012 0035** LED POWER SUPPLY MULTI POWER DIM5

2->8 | 2->9 | 2->9 | 2->6

**Dimtype:** DALI

**Uitsparingsmaat (mm):** 54

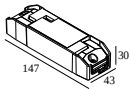


**21012 004W** LED POWER SUPPLY MULTI-POWER WDL

12(12) | 12(12) | 12(10) | 10(6)

**Dimtype:** WDL = draadloos

**Uitsparingsmaat (mm):** 84

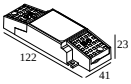


**21012 005W** LED POWER SUPPLY MULTI-POWER COMPACT WDL

2->9 | 2->9 | 2->8 | 2->6

**Dimtype:** WDL = draadloos

**Uitsparingsmaat (mm):** 54

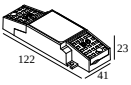


**21012 0258** LED POWER SUPPLY MULTI POWER 200-350 / 10W DIM8

4->5

**Dimtype:** net-dimbaar (fase afsnijding)

**Uitsparingsmaat (mm):** 50

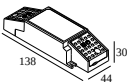


**21012 0268** LED POWER SUPPLY MULTI POWER 200-350 / 15W DIM8

5->7

**Dimtype:** net-dimbaar (fase afsnijding)

**Uitsparingsmaat (mm):** 50

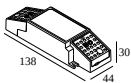


**21012 0278** LED POWER SUPPLY MULTI POWER 500-700 / 20W DIM8

3->5 | 3->4

**Dimtype:** net-dimbaar (fase afsnijding)

**Uitsparingsmaat (mm):** 55

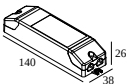


**21012 0288** LED POWER SUPPLY MULTI POWER 500-700 / 36W DIM8

6->9 | 6->8

**Dimtype:** net-dimbaar (fase afsnijding)

**Uitsparingsmaat (mm):** 55

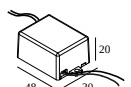


**21012 0298** LED POWER SUPPLY MULTI POWER 250-900 / 20W DIM8

2->7 | 2->7 | 2->4

**Dimtype:** net-dimbaar (fase afsnijding)

**Uitsparingsmaat (mm):** 48

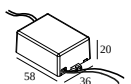


**21012 0308** LED POWER SUPPLY 350mA / 7,35W DIM8

3->3

**Dimtype:** net-dimbaar (fase afsnijding)

**Uitsparingsmaat (mm):** 40



**21012 0318** LED POWER SUPPLY 500mA / 10W DIM8

3->3

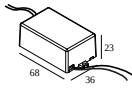
**Dimtype:** net-dimbaar (fase afsnijding)

**Uitsparingsmaat (mm):** 40

# DELTALIGHT

## SPY 20 L 2 AIR 92730

27218 9220 FBR-B

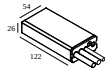


**21012 0328** LED POWER SUPPLY 700mA / 15W DIM8

3->3

**Dimtype: net-dimbaar (fase afsnijding)**

**Uitsparingsmaat (mm): 40**

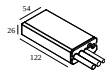


**21012 0480** LED POWER SUPPLY 350mA-DC / 17W IP68

8(7)

**Dimtype: niet dimbaar**

**Uitsparingsmaat (mm): 60**

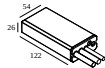


**21012 0490** LED POWER SUPPLY 700mA-DC / 30W IP68

7(3)

**Dimtype: niet dimbaar**

**Uitsparingsmaat (mm): 60**

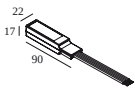


**21012 0500** LED POWER SUPPLY 500mA-DC / 24W IP68

8(5)

**Dimtype: niet dimbaar**

**Uitsparingsmaat (mm): 60**

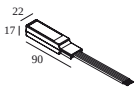


**21032 0295** LED POWER CONVERTER 48V-DC to 350 mA-DC / 15W DIM5

2->7

**Dimtype: DALI**

**Uitsparingsmaat (mm): 30**

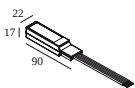


**21032 0305** LED POWER CONVERTER 48V-DC to 500 mA-DC / 22W DIM5

2->7

**Dimtype: DALI**

**Uitsparingsmaat (mm): 30**



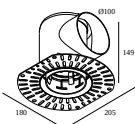
**21032 0315** LED POWER CONVERTER 48V-DC to 700 mA-DC / 25W DIM5

2->7

**Dimtype: DALI**

**Uitsparingsmaat (mm): 30**

### Montage kit - side air + light



**29810 0040** MOUNTING KIT SIDE AIR 104

**Uitsparingsmaat (mm): 168**

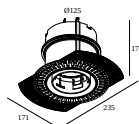
# DELTALIGHT

## SPY 20 L 2 AIR 92730

27218 9220 FBR-B

### Montage kit - top air + light

---



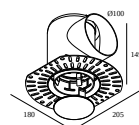
**29810 0240** MOUNTING KIT TOP AIR 104



Uitsparingsmaat (mm): 135

### Montage kit - side air only

---



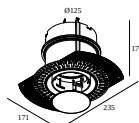
**29810 0100** MOUNTING KIT SIDE AIR ONLY 1



Uitsparingsmaat (mm): 168

### Montage kit - top air only

---



**29810 0200** MOUNTING KIT TOP AIR ONLY 1



Uitsparingsmaat (mm): 135

### Montage kit - no air

---



**29810 0080** MOUNTING KIT NO AIR 104



Uitsparingsmaat (mm): 168

Notes: