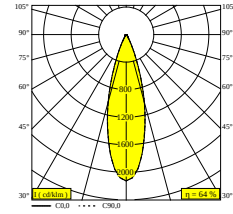




SOLI - 52 SOFT 93030 Q-DIM

27186 904Q GC

BESCHIKBAAR IN
ZWART 27186 904Q B
GOUD KLEUR 27186 904Q GC
WIT 27186 904Q W



 [Bekijk op website](#)



Algemene info

LOCATIE	binnen
INSTALLATIE	Laagspanningssystemen Laagspanningssysteem montage
STOF EN WATERDICHTHEID	IP20
GEWICHT (KG)	0.4
RICHTBAARHEID	0° tot 90° zwenkbaar, 360° roteerbaar
INFO	REFLECTOR FL-30° EXCL.LED POWER SUPPLY 48V-DC Optional REFLECTORS 20° & 45° available

Elektrische info

INGANGSSPANNING	48V-DC
KLASSE	III
DIM TYPE	Qbus dim
ENERGIE KLASSE	E
CERTIFICATEN	CB, ENEC, LCA

Info lichtbron

LIGHTSOURCE NAME	LED
LICHTBRON	LED array 10,2W / CRI>90 (R9: 50) / 3000K-1800K / 1038lm
SDCM	SDCM2
RISK-GROEP	RG1
LM80	L90B10 > 50000
BEAMANGLE	30°
LED TECHNIEK (LICHTBRON)	1038lm // 10,2W // 109lm/W
LED TECHNIEK (TOESTEL)	662lm // 11,7W // 56lm/W

Benodigdheden

SPY 52 TUBE
 LED POWER SUPPLY 48V-DC

Accessoires

HONEYCOMB 42
 SPREAD LENS 42
 LINEAR SPREAD LENS 42
 SOFTENING LENS 42
 GLASS SBL 42

DELTALIGHT

SOLI - 52 SOFT 93030 Q-DIM

27186 904Q GC

Voor gedetailleerde montage gegevens, consulteer de handleiding : [27186_XXXQ_HAND.pdf](#)

VERVOLLEDIG UW SPECIFICATIE

Licht veranderende onderdelen



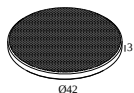
19810 0010 B HONEYCOMB 42 SINGLE USE B



19810 0020 LINEAR SPREAD LENS 42



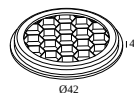
19810 0030 SPREAD LENS 42



19810 0040 SOFTENING LENS 42



19810 0050 GLASS SBL 42



19810 0060 B HONEYCOMB 42 DOUBLE USE B

Maak je product af



19810 0100 B SPY 52 TUBE B

DELTALIGHT

SOLI - 52 SOFT 93030 Q-DIM

27186 904Q GC

19810 0100 FBR SPY 52 TUBE FBR

19810 0100 FG SPY 52 TUBE FG

19810 0100 GC SPY 52 TUBE GC

19810 0100 W SPY 52 TUBE W

Vervangbare reflector / lens



19810 0180 SPY 52 REFLECTOR 20°



19810 0190 SPY 52 REFLECTOR 45°

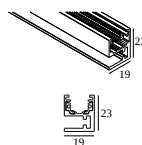


19810 0240 SPY 52 REFLECTOR 30°

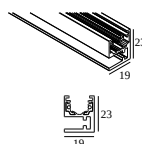
COMPATIBELE DRAAGSTRUCTUREN

SOLISCAPE profile

Beschikbare kleuren



27111 0020 SOLI - PROFILE 2m



27111 0030 SOLI - PROFILE 3m



Notes:

DELTALIGHT

SOLI - 52 SOFT 93030 Q-DIM

27186 904Q GC