DELTALIGHT



SUPERLOOP HC 170 SBL 927

RIFERIMENTO PRODOTTO 321 117 92 B

DISPONIBILE IN
NERO 321 117 92 B
FLEMISH BRONZE 321 117 92 FBR
FLEMISH GOLD 321 117 92 FG
BIANCO 321 117 92 W

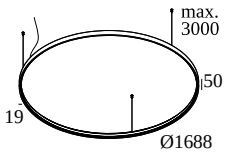

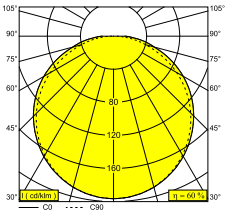

Visualizza sul sito web

Informazioni generali	
AMBIENTE	indoor
IP	Soffitto Sospensione
PROTEZIONE DELL'INGRESSO	IP20
PESO (KG)	5.5
ORIENTABILITÀ	non regolabile
INFORMAZIONI	INCL.PC SBL EXCL.LED POWER SUPPLY 1200-1700mA-DC INCL.3 x CABLE SUSPENSION SINGLE AUTO. 3.0m INCL.1 x CABLE 2 x 0.75mm²

Informazioni elettriche	
CLASSE DI ISOLAMENTO	III
TIPO DI DIMMERAZIONE	a seconda del tipo di alimentazione esterna
CLASSE ENERGETICA	E
CERTIFICATI	CB, EAC, ENEC, EPD

Informazioni sulla Sorgente luminosa	
LIGHTSOURCE NAME	LED
SORGENTE LUMINOSA	LED cluster 51,7-71,4W / CRI>90 (R9: 59) / 2700K / 7128-9460lm
SDMC	SDCM3
LM80	L70 > 30000
SPECIFICHE TECNICHE (SORGENTE LUMINOSA)	9460lm // 71,4W // 132lm/W
SPECIFICHE TECNICHE (APPARECCHIO DI ILLUMINAZIONE)	5685lm // 82W // 69lm/W

Requisiti

LED POWER SUPPLY 1200 / 1700mA-DC DIM
SUPERLOOP POWERBOX H 1200mA
SUPERLOOP POWERBOX H 1700mA

Opzioni

CABLE BASE R / S
COVERSET R 62-90-100 / S 62-80-90
CONNECTION ST / CONNECTION TRIMLESS
SUSPENSION ST / SUSPENSION TRIMLESS

Per istruzioni di installazione dettagliate, consultare il manuale : **321_X17_93_HAND.pdf**

SUPERLOOP HC 170 SBL 927

321 117 92 B

CONCLUDI CONFIGURAZIONE

Cavi di alimentazione

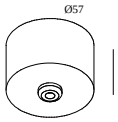

203 99 55 ANO CABLE BASE R ANO ☐

203 99 55 B CABLE BASE R B ☐

203 99 55 W CABLE BASE R W ☐



203 99 56 ANO CABLE BASE S ANO ☐

203 99 56 B CABLE BASE S B ☐

203 99 56 W CABLE BASE S W ☐

Power box

apparecchi

ⓘ # apparecchi indica quanti dispositivi possono essere collegati (min -> max) all'alimentatore. I valori prima e dopo il '|' corrispondono rispettivamente alla corrente di pilotaggio minima e massima. I valori tra parentesi si applicano a 110V.

Corrente min. | Corrente max.

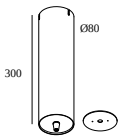

321 55 312 ED1 B SUPERLOOP POWERBOX H8 1200mA DIM1 B 1 ☐

Tipo di regolazione: 1-10 V

321 55 312 ED1 W SUPERLOOP POWERBOX H8 1200mA DIM1 W 1 ☐

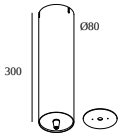

321 55 312 ED5 B SUPERLOOP POWERBOX H 1200mA DIM5 B 1 ☐

Tipo di regolazione: DALI

321 55 312 ED5 W SUPERLOOP POWERBOX H 1200mA DIM5 W 1 ☐

DELTALIGHT

SUPERLOOP HC 170 SBL 927

321 117 92 B

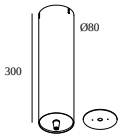

321 55 317 ED1 B SUPERLOOP POWERBOX H8 1700mA DIM1 B — 1

Tipo di regolazione: 1-10 V

321 55 317 ED1 W SUPERLOOP POWERBOX H8 1700mA DIM1 W — 1

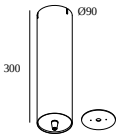

20548 0025 B SUPERLOOP POWERBOX H9 1200mA DIM5 B — 1

Tipo di regolazione: DALI

20548 0025 W SUPERLOOP POWERBOX H9 1200mA DIM5 W — 1

Alimentatore per led

apparecchi

ⓘ # apparecchi indica quanti dispositivi possono essere collegati (min -> max) all'alimentatore. I valori prima e dopo il '|' corrispondono rispettivamente alla corrente di pilotaggio minima e massima. I valori tra parentesi si applicano a 110V.

Corrente min. | Corrente max.

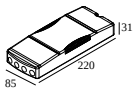

300 90 130 LED POWER SUPPLY 1200mA-DC / 60W DIM5 — 1

Tipo di regolazione: DALI

Dimensione del foro (mm): 95

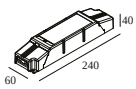

300 90 132 LED POWER SUPPLY 1200mA-DC / 70W DIM1 — 1

Tipo di regolazione: 1-10 V

Dimensione del foro (mm): 80

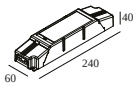

300 90 133 LED POWER SUPPLY 1700mA-DC / 99W DIM1 — 1

Tipo di regolazione: 1-10 V

Dimensione del foro (mm): 80

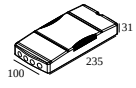

21012 0475 LED POWER SUPPLY 1700mA-DC / 92W DIM5 — 1

Tipo di regolazione: DALI

SUPERLOOP HC 170 SBL 927

321 117 92 B

Kit per scatola incassata

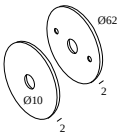	**204 00 62 ANO**	COVERSET R 62 ANO
	204 00 62 B	COVERSET R 62 B
	204 00 62 W	COVERSET R 62 W
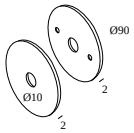	**204 00 90 ANO**	COVERSET R 90 ANO
	204 00 90 B	COVERSET R 90 B
	204 00 90 W	COVERSET R 90 W
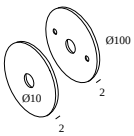	**204 00 100 ANO**	COVERSET R 100 ANO
	204 00 100 B	COVERSET R 100 B
	204 00 100 W	COVERSET R 100 W
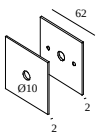	**204 62 62 ANO**	COVERSET S 62 ANO
	204 62 62 B	COVERSET S 62 B
	204 62 62 W	COVERSET S 62 W
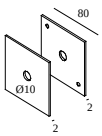	**204 80 80 ANO**	COVERSET S 80 ANO
	204 80 80 B	COVERSET S 80 B

SUPERLOOP HC 170 SBL 927

321 117 92 B

	204 80 80 W COVERSET S 80 W	☐
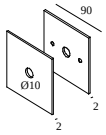	**204 90 90 ANO** COVERSET S 90 ANO	☐
	204 90 90 B COVERSET S 90 B	☐
	204 90 90 W COVERSET S 90 W	☐

Componenti per sospensioni

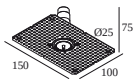	**328 10 01** SUSPENSION TRIMLESS O.F.A. **Dimensione del foro (mm): 62 (CONCRETE: 102)**	☐
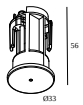	**15225 0340 B** SUSPENSION ST B **Dimensione del foro (mm): 27**	☐
	15225 0340 W SUSPENSION ST W	☐

Componenti per il collegamento elettrico

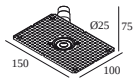	**328 10 03** CONNECTION TRIMLESS O.F.A. **Dimensione del foro (mm): 62 (CONCRETE: 102)**	☐
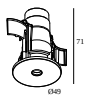	**15225 0360 B** CONNECTION ST B **Dimensione del foro (mm): 43**	☐
	15225 0360 W CONNECTION ST W	☐

SUPERLOOP HC 170 SBL 927

321 117 92 B

Notes: