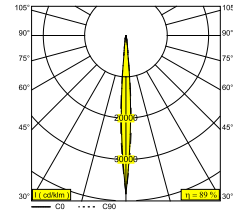
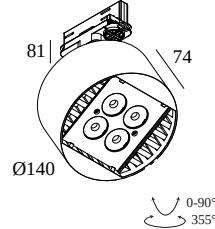




## FRAGMA M SUPERSPOT 9308 ADM DIMIP

23615 931P B

DISPONIBLE EN  
**NOIR** 23615 931P B  
**BLANC** 23615 931P W



[Voir sur le site Web](#)



| Informations générales      |   |
|-----------------------------|---|
| <b>EMPLACEMENT</b>          | interieur   |
| <b>INSTALLATION</b>         | Rail Monté sur rail   |
| <b>INDICE DE PROTECTION</b> | IP20  |
| <b>POIDS (KG)</b>           | 1.3   |
| <b>ORIENTATION</b>          | 0° à 90° inclinable, 355° rotatif   |
| <b>INFORMATIONS</b>         | 4 x LENS SP-8°<br>INCL.DIMMABLE LED POWER SUPPLY 900mA-DC<br>3F MULTI ADAPTER |

| Informations électriques |                                     |
|--------------------------|-------------------------------------|
| <b>ÉLECTRIQUE</b>        | 220-240V / 50-60Hz                  |
| <b>CLASSE</b>            | I                                   |
| <b>ALIMENTATION</b>      | YES                                 |
| <b>TYPE DIM</b>          | bouton de commande sur le luminaire |
| <b>CLASSE D'ÉNERGIE</b>  | E                                   |

| Info Source lumineuse                    |  |
|--|--|
| <b>LIGHTSOURCE NAME</b>                  | LED  |
| <b>SOURCE DE LUMIÈRE</b>                 | LED cluster 10,4W / CRI>90 (R9: 64) / 3000K / 1180lm |
| <b>VALEURS TM-30</b>                     | Rf: 92 / Rg: 99                                      |
| <b>SDCM</b>                              | SDCM3  |
| <b>GROUPE DE RISQUE</b>                  | RG2  |
| <b>LM80</b>                              | L80 > 150000   |
| <b>BEAMANGLE</b>                         | 8°   |
| <b>TECHNIQUES LED (SOURCE LUMINEUSE)</b> | 1180lm // 10,4W // 113lm/W                           |
| <b>TECHNIQUES LED (LUMINAIRE)</b>        | 1054lm // 12W // 88lm/W                              |

| Références obligatoires |  |
|-------------------------|--|
| TRACK 3F DIM            |  |

| Accessoires          |  |
|----------------------|--|
| FRAGMA 3X3 HONEYCOMB |  |

Pour des instructions d'installation détaillées, veuillez consulter le manuel : [23615\\_XXXP\\_HAND.pdf](#)

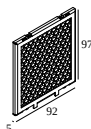
# DELTALIGHT

## FRAGMA M SUPERSPOT 9308 ADM DIMIP

23615 931P B

### TERMINEZ VOTRE SPÉCIFICATION

modifier les dispositifs de lumière



**23613 0230 B** FRAGMA M HONEYCOMB B



### TRACKS COMPATIBLES

#### TRACK 3F DIM H

Couleurs disponibles

|                                     |        |        |  |
|-------------------------------------|--------|--------|--|
| <b>200 14 410</b> TRACK 3F DIM H 1m | 1000 m | 1.6 kg | <input checked="" type="radio"/> <input type="radio"/> |
| <b>200 14 420</b> TRACK 3F DIM H 2m | 2000 m | 3.2 kg | <input checked="" type="radio"/> <input type="radio"/> |
| <b>200 14 430</b> TRACK 3F DIM H 3m | 3000 m | 4.8 kg | <input checked="" type="radio"/> <input type="radio"/> |

#### TRACK 3F DIM IN

Couleurs disponibles

|                                      |        |        |  |
|--------------------------------------|--------|--------|--|
| <b>200 13 410</b> TRACK 3F DIM IN 1m | 1000 m | 1.2 kg | <input checked="" type="radio"/> <input type="radio"/> |
| <b>200 13 420</b> TRACK 3F DIM IN 2m | 2000 m | 2.4 kg | <input checked="" type="radio"/> <input type="radio"/> |
| <b>200 13 430</b> TRACK 3F DIM IN 3m | 3000 m | 3.5 kg | <input checked="" type="radio"/> <input type="radio"/> |

#### TRACK 3F DIM ON

Couleurs disponibles

|                                      |        |        |  |
|--------------------------------------|--------|--------|--|
| <b>200 12 410</b> TRACK 3F DIM ON 1m | 1000 m | 1.1 kg | <input type="radio"/> <input checked="" type="radio"/> <input type="radio"/> |
| <b>200 12 420</b> TRACK 3F DIM ON 2m | 2000 m | 2.1 kg | <input type="radio"/> <input checked="" type="radio"/> <input type="radio"/> |
| <b>200 12 430</b> TRACK 3F DIM ON 3m | 3000 m | 3.1 kg | <input type="radio"/> <input checked="" type="radio"/> <input type="radio"/> |

Notes: