



HALOSCAN ON 1 MP SOFT 93035 DIM8

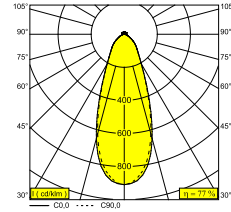
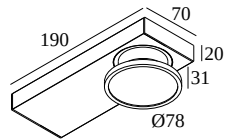
23148 9038 W-W

AVAILABLE IN

BLACK-BLACK 23148 9038 B-B

BLACK-GOLD COLORED 23148 9038 B-GC

WHITE-WHITE 23148 9038 W-W



[View on website](#)



General info

LOCATION	indoor
INSTALLATION	Ceiling Surface mounted
INGRESS PROTECTION	IP20
WEIGHT (KG)	0.5
ADJUSTABILITY	0° to 45° swiveling, 355° rotatable
INFORMATION	LENS FL-35° INCL.DIMMABLE LED POWER SUPPLY 350mA-DC

Electrical info

ELECTRICAL CLASS	220-240V / 50-60Hz
POWER SUPPLY	YES
DIM TYPE	mains (phase cut-off)
ENERGY CLASS	E
CERTIFICATES	CB, ENEC, RCM

Lightsource info

LIGHTSOURCE NAME	LED
LIGHTSOURCE	LED array 6W / CRI>90 (R9: 50) / 3000K-1800K / 623lm
TM-30 VALUES	rf: 90 / Rg: 99
SDCM	SDCM2
RISKGROUP	RG1
LM80	L90B10 > 50000
BEAMANGLE	35°
LED TECHNICS (LIGHT SOURCE)	623lm // 6W // 105lm/W
LED TECHNICS (LUMINAIRE)	478lm // 6,9W // 69lm/W

Accessories

HALOSCAN HONEYCOMB
HALOSCAN LINEAR SPREAD LENS
HALOSCAN KAP MP

For detailed installation instructions, please consult the manual : [23148_XXX8_HAND.pdf](#)

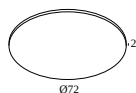
DELTALIGHT

HALOSCAN ON 1 MP SOFT 93035 DIM8

23148 9038 W-W

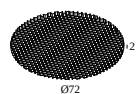
FINISH YOUR SPECIFICATION

Light altering devices



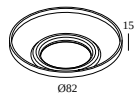
23110 0040

HALOSCAN LINEAR SPREAD LENS



23110 0050 B

HALOSCAN HONEYCOMB B



23110 0060 B

HALOSCAN KAP MP B

23110 0060 W

HALOSCAN KAP MP W

Notes: