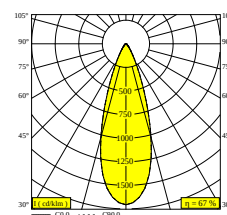
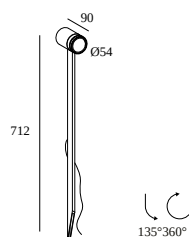




SPIX M PIN 92730

29712 9230 N

BESCHIKBAAR IN
ANTRACIET 29712 9230 N
DENNENGRÖEN 29712 9230 PGR



 [Bekijk op website](#)



Algemene info

LOCATIE	buiten
INSTALLATIE	Vloer Opbouw
STOF EN WATERDICHTHEID	IP65
IK	IK05
GEWICHT (KG)	0.8
INFO	LENS FL-30° INCL.1 x CABLE H05 RN-F 2 x 1 mm ² 2m EXCL.LED POWER SUPPLY 350-700mA-DC

Elektrische info

KLASSE	III
DIM TYPE	afhankelijk van de te kiezen externe voeding
ENERGIE KLASSE	G
CERTIFICATEN	CB, ENEC

Info lichtbron

LIGHTSOURCE NAME	LED
LICHTBRON	LED array 3,9-8,2W / CRI>90 (R9: 56) / 2700K / 385-677lm
TM-30-15 WAARDEN	rf: 91 / Rg: 99
SDCM	SDCM2
RISK-GROEP	RG2 (threshold 0,6m)
LM80	L90B10 > 41000
BEAMANGLE	30°
LED TECHNIEK (LICHTBRON)	677lm // 8,2W // 83lm/W
LED TECHNIEK (TOESTEL)	454lm // 9,4W // 48lm/W

Benodigheden

LED POWER SUPPLY 350 / 500 / 700mA-DC DIM

Opties

CBOX
 IP68 CONNECTION KIT
 IP68 CONNECTOR 3P

Accessoires

KAP STRIPER

Voor gedetailleerde montage gegevens, consulteer de handleiding : [29712_XXX0_HAND.pdf](#)

VERVOLLEDIG UW SPECIFICATIE

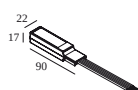
LED voedingen

armaturen



armaturen geeft aan hoeveel toestellen op de voeding kunnen worden aangesloten (min -> max). De waarden vóór en na de 'l' komen respectievelijk overeen met de minimale en maximale aanstroom. Waarden tussen haakjes zijn van toepassing op 110V.

Min. stroom | Max. stroom

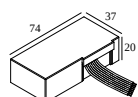


300 48 350 ED1 LED POWER CONVERTER 48V-DC to 350 mA-DC / 15W DIM1

3

Dimtype: 1-10V

Uitsparingsmaat (mm): 30

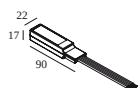


300 48 350 ED5 LED POWER CONVERTER 48V-DC to 350 mA-DC / 15W DIM5

3

Dimtype: DALI

Uitsparingsmaat (mm): 45

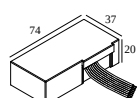


300 48 350 MDL LED POWER CONVERTER 48V-DC to 350 mA-DC / 15W MDL

3

Dimtype: niet dimbaar

Uitsparingsmaat (mm): 30

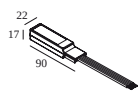


300 48 350 WDL LED POWER CONVERTER 48V-DC to 350 mA-DC / 15W WDL

3

Dimtype: WDL = draadloos

Uitsparingsmaat (mm): 45

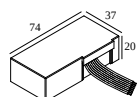


300 48 500 ED1 LED POWER CONVERTER 48V-DC to 500 mA-DC / 22W DIM1

3

Dimtype: 1-10V

Uitsparingsmaat (mm): 30

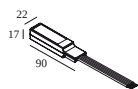


300 48 500 ED5 LED POWER CONVERTER 48V-DC to 500 mA-DC / 22W DIM5

3

Dimtype: DALI

Uitsparingsmaat (mm): 45



300 48 500 MDL LED POWER CONVERTER 48V-DC to 500 mA-DC / 22W MDL

3

Dimtype: niet dimbaar

Uitsparingsmaat (mm): 30

DELTALIGHT

SPIX M PIN 92730

29712 9230 N



300 48 500 WDL LED POWER CONVERTER 48V-DC to 500 mA-DC / 22W WDL

3

Dimtype: WDL = draadloos

Uitsparingsmaat (mm): 45



300 48 700 ED1 LED POWER CONVERTER 48V-DC to 700 mA-DC / 25W DIM1

3

Dimtype: 1-10V

Uitsparingsmaat (mm): 30

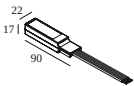


300 48 700 ED5 LED POWER CONVERTER 48V-DC to 700 mA-DC / 25W DIM5

3

Dimtype: DALI

Uitsparingsmaat (mm): 45

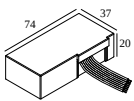


300 48 700 MDL LED POWER CONVERTER 48V-DC to 700 mA-DC / 25W MDL

3

Dimtype: niet dimbaar

Uitsparingsmaat (mm): 30

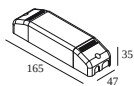


300 48 700 WDL LED POWER CONVERTER 48V-DC to 700 mA-DC / 25W WDL

3

Dimtype: WDL = draadloos

Uitsparingsmaat (mm): 45

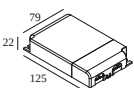


300 90 61 LED POWER SUPPLY MULTI-POWER DIM6

3 | 3 | 3

Dimtype: net-dimbaar (fase afsnijding) of met drukknop

Uitsparingsmaat (mm): 56

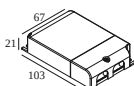


300 90 63 LED POWER SUPPLY MULTI-POWER DIM9

6(6) | 6(6) | 6(4)

Dimtype: 1-10V of DALI of drukknop

Uitsparingsmaat (mm): 82

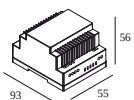


300 90 64 LED POWER SUPPLY MULTI-POWER DIM7

2->4(3) | 4(2) | 3(1)

Dimtype: 1-10V of met drukknop

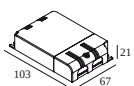
Uitsparingsmaat (mm): 72



300 90 67 LED POWER CONVERTER 24V-DC TO MULTI CURRENT 48W DIM9

3 | 3

Dimtype: 1-10V of DALI of drukknop



300 90 68 LED POWER SUPPLY MULTI-POWER DIM5

4(3) | 4(2) | 3(1)

Dimtype: DALI

Uitsparingsmaat (mm): 72

DELTALIGHT

SPIX M PIN 92730

29712 9230 N



300 90 69 LED POWER SUPPLY MULTI-POWER HV DIM9

2->9(10) | 9(6) | 7(4)

Dimtype: 1-10V of DALI of drukknop

Uitsparingsmaat (mm): 84



300 90 124 LED POWER SUPPLY MULTI-POWER DIM7

2->4(3) | 3(2) | 2(1)

Dimtype: 1-10V of met drukknop

Uitsparingsmaat (mm): 55

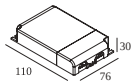


300 90 125 LED POWER SUPPLY MULTI-POWER MINI DIM5

4(3) | 3(2) | 2(1)

Dimtype: DALI

Uitsparingsmaat (mm): 55

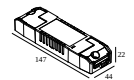


300 90 135 LED POWER SUPPLY MULTI-POWER HV

5->7 | 4->7 | 4->6 | 3->6

Dimtype: niet dimbaar

Uitsparingsmaat (mm): 90

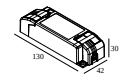


21012 0010 LED POWER SUPPLY MULTI POWER

2->3 | 3 | 3

Dimtype: niet dimbaar

Uitsparingsmaat (mm): 50

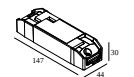


21012 0021 LED POWER SUPPLY MULTI POWER DIM1

4 | 4 | 4

Dimtype: 1-10V

Uitsparingsmaat (mm): 54

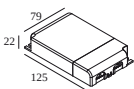


21012 0035 LED POWER SUPPLY MULTI POWER DIM5

4 | 4 | 4

Dimtype: DALI

Uitsparingsmaat (mm): 54

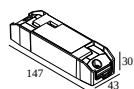


21012 004W LED POWER SUPPLY MULTI-POWER WDL

6(6) | 5(5) | 5(4)

Dimtype: WDL = draadloos

Uitsparingsmaat (mm): 84

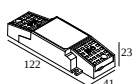


21012 005W LED POWER SUPPLY MULTI-POWER COMPACT WDL

4 | 4 | 4

Dimtype: WDL = draadloos

Uitsparingsmaat (mm): 54



21012 0258 LED POWER SUPPLY MULTI POWER 200-350 / 10W DIM8

2->2

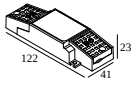
Dimtype: net-dimbaar (fase afsnijding)

Uitsparingsmaat (mm): 50

DELTALIGHT

SPIX M PIN 92730

29712 9230 N

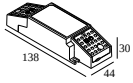


21012 0268 LED POWER SUPPLY MULTI POWER 200-350 / 15W DIM8

3->3

Dimtype: net-dimbaar (fase afsnijding)

Uitsparingsmaat (mm): 50

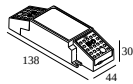


21012 0278 LED POWER SUPPLY MULTI POWER 500-700 / 20W DIM8

2->2 | 2->2

Dimtype: net-dimbaar (fase afsnijding)

Uitsparingsmaat (mm): 55

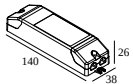


21012 0288 LED POWER SUPPLY MULTI POWER 500-700 / 36W DIM8

3->4 | 3->4

Dimtype: net-dimbaar (fase afsnijding)

Uitsparingsmaat (mm): 55

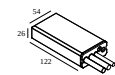


21012 0298 LED POWER SUPPLY MULTI POWER 250-900 / 20W DIM8

3 | 3 | 2

Dimtype: net-dimbaar (fase afsnijding)

Uitsparingsmaat (mm): 48

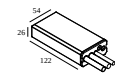


21012 0480 LED POWER SUPPLY 350mA-DC / 17W IP68

4(3)

Dimtype: niet dimbaar

Uitsparingsmaat (mm): 60

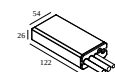


21012 0490 LED POWER SUPPLY 700mA-DC / 30W IP68

3(1)

Dimtype: niet dimbaar

Uitsparingsmaat (mm): 60

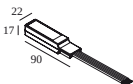


21012 0500 LED POWER SUPPLY 500mA-DC / 24W IP68

4(2)

Dimtype: niet dimbaar

Uitsparingsmaat (mm): 60

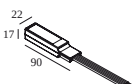


21032 0295 LED POWER CONVERTER 48V-DC to 350 mA-DC / 15W DIM5

3

Dimtype: DALI

Uitsparingsmaat (mm): 30



21032 0305 LED POWER CONVERTER 48V-DC to 500 mA-DC / 22W DIM5

3

Dimtype: DALI

Uitsparingsmaat (mm): 30



21032 0315 LED POWER CONVERTER 48V-DC to 700 mA-DC / 25W DIM5

3

Dimtype: DALI

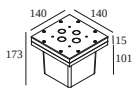
Uitsparingsmaat (mm): 30

DELTALIGHT

SPIX M PIN 92730

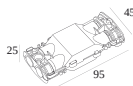
29712 9230 N

Waterdichte doorverbindingen



216 12 00 CBOX

Uitsparingsmaat (mm): 142 x 142

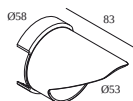


216 12 01 IP68 CONNECTION KIT



216 12 02 IP68 CONNECTOR 3P

Licht veranderende onderdelen



223 00 10 B KAP STRIPER B

Notes: