DELTALIGHT



SUPERLOOP PLUS HC 90 SBL 930

REFERENCE 20562 9300 FBR

AVAILABLE IN
BLACK 20562 9300 B
FLEMISH BRONZE 20562 9300 FBR
FLEMISH GOLD 20562 9300 FG
WHITE 20562 9300 W

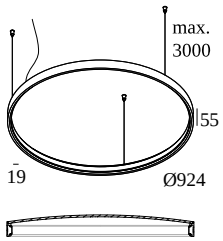

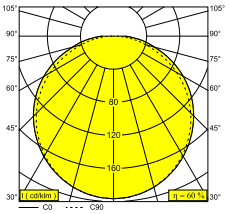

View on website

General info	
LOCATION	indoor
INSTALLATION	Ceiling Suspended
INGRESS PROTECTION	IP20
WEIGHT (KG)	3
ADJUSTABILITY	non adjustable
INFORMATION	INCL.PC SBL EXCL.LED POWER SUPPLY 700-900mA-DC INCL.3 x CABLE SUSPENSION SINGLE AUTO. 3.0m INCL.1 x CABLE 2 x 0.75mm²

Electrical info	
CLASS	III
DIM TYPE	depending on power supply
ENERGY CLASS	E
CERTIFICATES	CB, ENEC

Lightsource info	
LIGHTSOURCE NAME	LED
LIGHTSOURCE	LED cluster 28,2-39W / CRI>90 (R9: 59) / 3000K / 3888-5160lm
SDCM	SDCM3
LM80	L70 > 30000
LED TECHNICS (LIGHT SOURCE)	5160lm // 39W // 132lm/W
LED TECHNICS (LUMINAIRE)	3101lm // 45W // 69lm/W

Remarks

The indicated efficiency and luminaire lumen are based on the SUPERLOOP without PANEL.
Click here for SUPERLOOP PLUS 90 acoustic specifications

Requirements

PANEL 90
LED POWER SUPPLY 700 / 900mA-DC DIM
SUPERLOOP POWERBOX L/H 700mA
SUPERLOOP POWERBOX H 900mA

Options

CABLE BASE R / S
COVERSET R 62-90-100 / S 62-80-90
CONNECTION ST / CONNECTION TRIMLESS
SUSPENSION ST / SUSPENSION TRIMLESS

DELTALIGHT

SUPERLOOP PLUS HC 90 SBL 930

20562 9300 FBR

For detailed installation instructions, please consult the manual : **20562_XXX0_HAND.pdf**

FINISH YOUR SPECIFICATION

Current supply

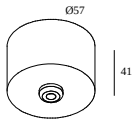

203 99 55 ANO CABLE BASE R ANO ☐

203 99 55 B CABLE BASE R B ☐

203 99 55 W CABLE BASE R W ☐

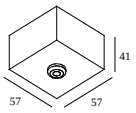

203 99 56 ANO CABLE BASE S ANO ☐

203 99 56 B CABLE BASE S B ☐

203 99 56 W CABLE BASE S W ☐

Power box

of Fixtures

ⓘ # of fixtures indicates how many devices can be connected (min -> max) to the power supply. The values before and after the '|' correspond respectively with the minimum and maximum driving current. Values between brackets are applicable to 110V.

Min current | Max current

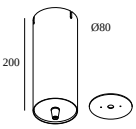

321 55 207 ED1 B SUPERLOOP POWERBOX L 700mA DIM1 B 1 ☐

Dimtype: 1-10V

321 55 207 ED1 W SUPERLOOP POWERBOX L 700mA DIM1 W 1 ☐

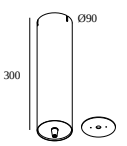

20548 0015 B SUPERLOOP POWERBOX H9 900mA DIM5 B 1 ☐

Dimtype: DALI

DELTALIGHT

SUPERLOOP PLUS HC 90 SBL 930

20562 9300 FBR

20548 0015 W	SUPERLOOP POWERBOX H9 900mA DIM5 W	1

LED power supplies

of Fixtures

ⓘ # of fixtures indicates how many devices can be connected (min -> max) to the power supply. The values before and after the '|' correspond respectively with the minimum and maximum driving current. Values between brackets are applicable to 110V.

Min current | Max current

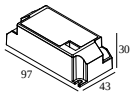

300 90 128 LED POWER SUPPLY 700mA-DC / 36W DIM1 — 1

Dimtype: 1-10V

Cutout dimension (mm): 54

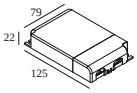

300 90 129 LED POWER SUPPLY 900mA-DC / 60W DIM5 — 1

Dimtype: DALI

Cutout dimension (mm): 84

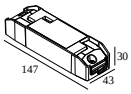

300 90 131 LED POWER SUPPLY 700mA-DC / 38W DIM5 — 1

Dimtype: DALI

Cutout dimension (mm): 54

Coversets

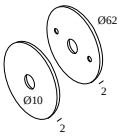

204 00 62 ANO	COVERSET R 62 ANO	
204 00 62 B	COVERSET R 62 B	
204 00 62 W	COVERSET R 62 W	

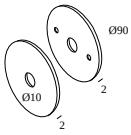

204 00 90 ANO	COVERSET R 90 ANO	
204 00 90 B	COVERSET R 90 B	
204 00 90 W	COVERSET R 90 W	

SUPERLOOP PLUS HC 90 SBL 930

20562 9300 FBR

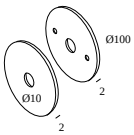

204 00 100 ANO COVERSET R 100 ANO

204 00 100 B COVERSET R 100 B

204 00 100 W COVERSET R 100 W

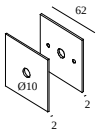

204 62 62 ANO COVERSET S 62 ANO

204 62 62 B COVERSET S 62 B

204 62 62 W COVERSET S 62 W

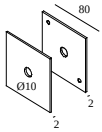

204 80 80 ANO COVERSET S 80 ANO

204 80 80 B COVERSET S 80 B

204 80 80 W COVERSET S 80 W

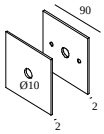

204 90 90 ANO COVERSET S 90 ANO

204 90 90 B COVERSET S 90 B

204 90 90 W COVERSET S 90 W

Suspension parts

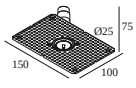

328 10 01 SUSPENSION TRIMLESS O.F.A.

Cutout dimension (mm): 62 (CONCRETE: 102)

DELTALIGHT

SUPERLOOP PLUS HC 90 SBL 930

20562 9300 FBR

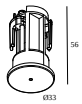

15225 0340 B SUSPENSION ST B

Cutout dimension (mm): 27

15225 0340 W SUSPENSION ST W

Electric connection parts

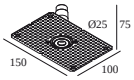

328 10 03 CONNECTION TRIMLESS O.F.A.

Cutout dimension (mm): 62 (CONCRETE: 102)



15225 0360 B CONNECTION ST B

Cutout dimension (mm): 43

15225 0360 W CONNECTION ST W

Acoustic panel



20548 0050 PANEL 90 LIGHT GREY



20548 0060 PANEL 90 DARK GREY

Notes: