

## SPM20 - SPY 522 AIR 93045

29815 9330 B

BESCHIKBAAR IN

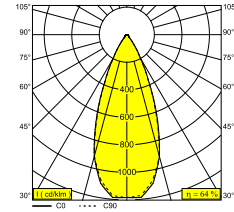
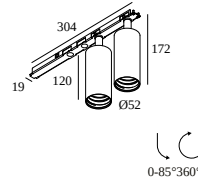
**ZWART** 29815 9330 B

**FLEMISH BRONZE** 29815 9330 FBR

**FLEMISH GOLD** 29815 9330 FG

**GOUD KLEUR** 29815 9330 GC

**WIT** 29815 9330 W



 [Bekijk op website](#)



### Algemene info

|                               |  |
|-------------------------------|--|
| <b>LOCATIE</b>                | binnen   |
| <b>INSTALLATIE</b>            | Plafond Inbouw   |
| <b>ZAAGMAAT/OPENING (MM)</b>  | rechthoekig - KIT  |
| <b>STOF EN WATERDICHTHEID</b> | IP20   |
| <b>GEWICHT (KG)</b>           | 0.7  |
| <b>RICHTBAARHEID</b>          | 0° tot 90° zwenkbaar, 355° roteerbaar  |
| <b>INFO</b>                   | REFLECTOR WFL-45°<br>EXCL.LED POWER SUPPLY 350-700mA-DC<br>Optional REFLECTORS 20° & 30° available |

### Elektrische info

|                       |  |
|-----------------------|--|
| <b>KLASSE</b>         | III  |
| <b>DIM TYPE</b>       | afhankelijk van de te kiezen externe voeding |
| <b>ENERGIE KLASSE</b> | E  |

### Info lichtbron

|                                 |  |
|---------------------------------|--|
| <b>LIGHTSOURCE NAME</b>         | LED  |
| <b>LICHTBRON</b>                | 2 x (LED array 5,8-12,4W / CRI>90 (R9: 52) / 3000K / 787-1467lm) |
| <b>TM-30 WAARDEN</b>            | rf: 90 / Rg: 99  |
| <b>SMD</b>                      | SDCM1  |
| <b>RISK-GROEP</b>               | RG1  |
| <b>LM80</b>                     | L90B10 > 50000   |
| <b>BEAMANGLE</b>                | 45°  |
| <b>LED TECHNIEK (LICHTBRON)</b> | 2934lm // 24,8W // 118lm/W                                       |
| <b>LED TECHNIEK (TOESTEL)</b>   | 1877lm // 28,5W // 66lm/W  |

### Benodigdheden

SPM20 - AIR KIT 1  
SPY 52 TUBE  
LED POWER SUPPLY 350 / 500 / 700mA-DC DIM

### Accessoires

HONEYCOMB 42  
SPREAD LENS 42  
LINEAR SPREAD LENS 42  
SOFTENING LENS 42  
GLASS SBL 42

# DELTALIGHT

## SPM20 - SPY 522 AIR 93045

29815 9330 B

Voor gedetailleerde montage gegevens, consulteer de handleiding : [29815\\_XXX0\\_HAND.pdf](#)

### PLAFOND COMPATIBILITEIT

#### Ceiling Type

#### Mounting Kit



Ventilation in plasterboard

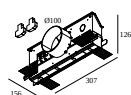


29810 1010 - SPM20 - AIR KIT 1

Required

### VERVOLLEDIG UW SPECIFICATIE

#### AIR kit voor M20



**29810 1010** SPM20 - AIR KIT 1

Uitsparingsmaat (mm): 50 x 310

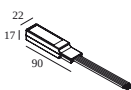
#### LED voedingen

#### # armaturen



# armaturen geeft aan hoeveel toestellen op de voeding kunnen worden aangesloten (min -> max). De waarden vóór en na de 'I' komen respectievelijk overeen met de minimale en maximale aanstroom. Waarden tussen haakjes zijn van toepassing op 110V.

Min. stroom | Max. stroom

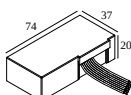


**300 48 350 ED1** LED POWER CONVERTER 48V-DC to 350 mA-DC / 15W DIM1

1

Dimtype: 1-10V

Uitsparingsmaat (mm): 30

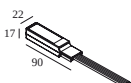


**300 48 350 ED5** LED POWER CONVERTER 48V-DC to 350 mA-DC / 15W DIM5

1

Dimtype: DALI

Uitsparingsmaat (mm): 45

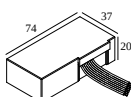


**300 48 350 MDL** LED POWER CONVERTER 48V-DC to 350 mA-DC / 15W MDL

1

Dimtype: niet dimbaar

Uitsparingsmaat (mm): 30



**300 48 350 WDL** LED POWER CONVERTER 48V-DC to 350 mA-DC / 15W WDL

1

Dimtype: WDL = draadloos

Uitsparingsmaat (mm): 45

# DELTALIGHT

## SPM20 - SPY 522 AIR 93045

29815 9330 B



**300 48 500 ED1** LED POWER CONVERTER 48V-DC to 500 mA-DC / 22W DIM1

1

Dimtype: 1-10V

Uitsparingsmaat (mm): 30



**300 48 500 ED5** LED POWER CONVERTER 48V-DC to 500 mA-DC / 22W DIM5

1

Dimtype: DALI

Uitsparingsmaat (mm): 45



**300 48 500 MDL** LED POWER CONVERTER 48V-DC to 500 mA-DC / 22W MDL

1

Dimtype: niet dimbaar

Uitsparingsmaat (mm): 30

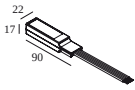


**300 48 500 WDL** LED POWER CONVERTER 48V-DC to 500 mA-DC / 22W WDL

1

Dimtype: WDL = draadloos

Uitsparingsmaat (mm): 45

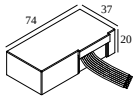


**300 48 700 ED1** LED POWER CONVERTER 48V-DC to 700 mA-DC / 25W DIM1

1

Dimtype: 1-10V

Uitsparingsmaat (mm): 30

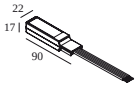


**300 48 700 ED5** LED POWER CONVERTER 48V-DC to 700 mA-DC / 25W DIM5

1

Dimtype: DALI

Uitsparingsmaat (mm): 45

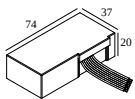


**300 48 700 MDL** LED POWER CONVERTER 48V-DC to 700 mA-DC / 25W MDL

1

Dimtype: niet dimbaar

Uitsparingsmaat (mm): 30

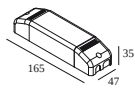


**300 48 700 WDL** LED POWER CONVERTER 48V-DC to 700 mA-DC / 25W WDL

1

Dimtype: WDL = draadloos

Uitsparingsmaat (mm): 45

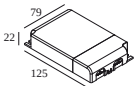


**300 90 61** LED POWER SUPPLY MULTI-POWER DIM6

1|1|1

Dimtype: net-dimbaar (fase afsnijding) of met drukknop

Uitsparingsmaat (mm): 56



**300 90 63** LED POWER SUPPLY MULTI-POWER DIM9

2(2) | 2(2) | 2(1)

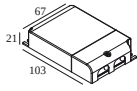
Dimtype: 1-10V of DALI of drukknop

Uitsparingsmaat (mm): 82

# DELTALIGHT

## SPM20 - SPY 522 AIR 93045

29815 9330 B



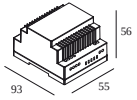
**300 90 64** LED POWER SUPPLY MULTI-POWER DIM7

1(1) | 1(1/2) | 1(1/2)



**Dimtype: 1-10V of met drukknop**

**Uitsparingsmaat (mm): 72**

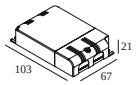


**300 90 67** LED POWER CONVERTER 24V-DC TO MULTI CURRENT 48W DIM9

1 | - | 1



**Dimtype: 1-10V of DALI of drukknop**



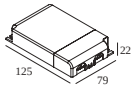
**300 90 68** LED POWER SUPPLY MULTI-POWER DIM5

1(1) | 1(1/2) | 1(1/2)



**Dimtype: DALI**

**Uitsparingsmaat (mm): 72**



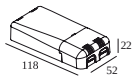
**300 90 69** LED POWER SUPPLY MULTI-POWER HV DIM9

3(3) | 3(2) | 2(1)



**Dimtype: 1-10V of DALI of drukknop**

**Uitsparingsmaat (mm): 84**



**300 90 124** LED POWER SUPPLY MULTI-POWER DIM7

1(1) | 1(1/2) | 1/2(1/2)



**Dimtype: 1-10V of met drukknop**

**Uitsparingsmaat (mm): 55**



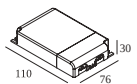
**300 90 125** LED POWER SUPPLY MULTI-POWER MINI DIM5

1(1) | 1(1/2) | 1/2(1/2)



**Dimtype: DALI**

**Uitsparingsmaat (mm): 55**



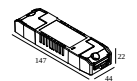
**300 90 135** LED POWER SUPPLY MULTI-POWER HV

2 | 2 | 2



**Dimtype: niet dimbaar**

**Uitsparingsmaat (mm): 90**



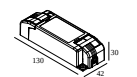
**21012 0010** LED POWER SUPPLY MULTI POWER

1 | 1 | 1



**Dimtype: niet dimbaar**

**Uitsparingsmaat (mm): 50**



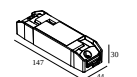
**21012 0021** LED POWER SUPPLY MULTI POWER DIM1

1 | 1 | 1



**Dimtype: 1-10V**

**Uitsparingsmaat (mm): 54**



**21012 0035** LED POWER SUPPLY MULTI POWER DIM5

1 | 1 | 1



**Dimtype: DALI**

**Uitsparingsmaat (mm): 54**

# DELTALIGHT

## SPM20 - SPY 522 AIR 93045

29815 9330 B

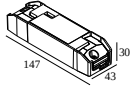


**21012 004W** LED POWER SUPPLY MULTI-POWER WDL

2(2) | 1(1) | 1(1)

**Dimtype: WDL = draadloos**

**Uitsparingsmaat (mm): 84**

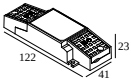


**21012 005W** LED POWER SUPPLY MULTI-POWER COMPACT WDL

1 | 1 | 1

**Dimtype: WDL = draadloos**

**Uitsparingsmaat (mm): 54**



**21012 0268** LED POWER SUPPLY MULTI POWER 200-350 / 15W DIM8

1 | - | -

**Dimtype: net-dimbaar (fase afsnijding)**

**Uitsparingsmaat (mm): 50**



**21012 0278** LED POWER SUPPLY MULTI POWER 500-700 / 20W DIM8

1/2 | 1/2

**Dimtype: net-dimbaar (fase afsnijding)**

**Uitsparingsmaat (mm): 55**

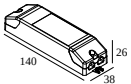


**21012 0288** LED POWER SUPPLY MULTI POWER 500-700 / 36W DIM8

1 | 1

**Dimtype: net-dimbaar (fase afsnijding)**

**Uitsparingsmaat (mm): 55**



**21012 0298** LED POWER SUPPLY MULTI POWER 250-900 / 20W DIM8

1 | 1 | 1/2

**Dimtype: net-dimbaar (fase afsnijding)**

**Uitsparingsmaat (mm): 48**



**21012 0308** LED POWER SUPPLY 350mA / 7,35W DIM8

1/2

**Dimtype: net-dimbaar (fase afsnijding)**

**Uitsparingsmaat (mm): 40**

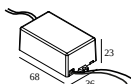


**21012 0318** LED POWER SUPPLY 500mA / 10W DIM8

1/2

**Dimtype: net-dimbaar (fase afsnijding)**

**Uitsparingsmaat (mm): 40**

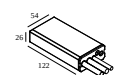


**21012 0328** LED POWER SUPPLY 700mA / 15W DIM8

1/2

**Dimtype: net-dimbaar (fase afsnijding)**

**Uitsparingsmaat (mm): 40**



**21012 0480** LED POWER SUPPLY 350mA-DC / 17W IP68

1(1)

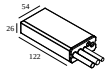
**Dimtype: niet dimbaar**

**Uitsparingsmaat (mm): 60**

# DELTALIGHT

## SPM20 - SPY 522 AIR 93045

29815 9330 B

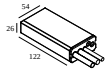


**21012 0490** LED POWER SUPPLY 700mA-DC / 30W IP68

1(1/2)

**Dimtype: niet dimbaar**

**Uitsparingsmaat (mm): 60**

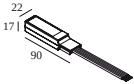


**21012 0500** LED POWER SUPPLY 500mA-DC / 24W IP68

1(1/2)

**Dimtype: niet dimbaar**

**Uitsparingsmaat (mm): 60**

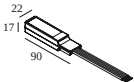


**21032 0295** LED POWER CONVERTER 48V-DC to 350 mA-DC / 15W DIM5

1

**Dimtype: DALI**

**Uitsparingsmaat (mm): 30**

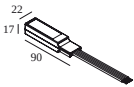


**21032 0305** LED POWER CONVERTER 48V-DC to 500 mA-DC / 22W DIM5

1

**Dimtype: DALI**

**Uitsparingsmaat (mm): 30**



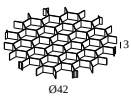
**21032 0315** LED POWER CONVERTER 48V-DC to 700 mA-DC / 25W DIM5

1

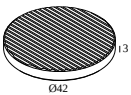
**Dimtype: DALI**

**Uitsparingsmaat (mm): 30**

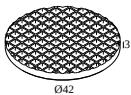
### Licht veranderende onderdelen



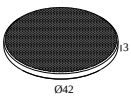
**19810 0010 B** HONEYCOMB 42 SINGLE USE B



**19810 0020** LINEAR SPREAD LENS 42



**19810 0030** SPREAD LENS 42

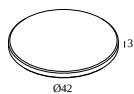


**19810 0040** SOFTENING LENS 42

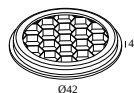
# DELTALIGHT

## SPM20 - SPY 522 AIR 93045

29815 9330 B

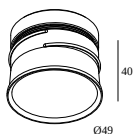


**19810 0050** GLASS SBL 42



**19810 0060 B** HONEYCOMB 42 DOUBLE USE B

### Maak je product af



**19810 0100 B** SPY 52 TUBE B

**19810 0100 FBR** SPY 52 TUBE FBR

**19810 0100 FG** SPY 52 TUBE FG

**19810 0100 GC** SPY 52 TUBE GC

**19810 0100 W** SPY 52 TUBE W

Notes: