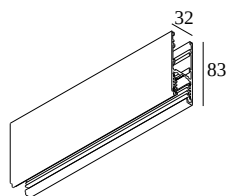




## TRACK 3F DIM H 1m

200 14 410 W

DISPONIBLE EN  
**NOIR** 200 14 410 B  
**BLANC** 200 14 410 W



 [Voir sur le site Web](#)



### Informations générales

<b>EMPLACEMENT</b>	interieur
<b>INSTALLATION</b>	Plafond Suspendu
<b>INDICE DE PROTECTION</b>	IP20
<b>POIDS (KG)</b>	1.6

### Informations électriques

<b>CLASSE</b>	I
---------------	---

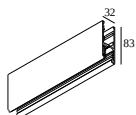
### Références optionnelles

TRACK OPTIONS

Pour des instructions d'installation détaillées, veuillez consulter le manuel : [200\\_14\\_4x0\\_HAND.pdf](#)

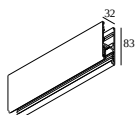
## TRACKS COMPATIBLES

### Track profils



**200 14 410 B** TRACK 3F DIM H 1m B

**200 14 410 W** TRACK 3F DIM H 1m W



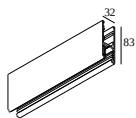
**200 14 420 B** TRACK 3F DIM H 2m B

# DELTALIGHT

## TRACK 3F DIM H 1m

200 14 410 W

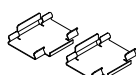
**200 14 420 W** TRACK 3F DIM H 2m W



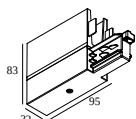
**200 14 430 B** TRACK 3F DIM H 3m B

**200 14 430 W** TRACK 3F DIM H 3m W

### les accessoires pour rail 3 fases

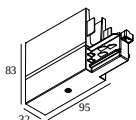


**200 14 06** TRACK SHL 19 - MOUNTING CLIP SET



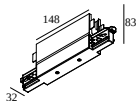
**200 14 11 B** TRACK 3F DIM H END SUPPLY 11 B

**200 14 11 W** TRACK 3F DIM H END SUPPLY 11 W



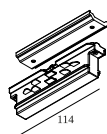
**200 14 12 B** TRACK 3F DIM H END SUPPLY 12 B

**200 14 12 W** TRACK 3F DIM H END SUPPLY 12 W



**200 14 14 B** TRACK 3F DIM H MIDDLE SUPPLY B

**200 14 14 W** TRACK 3F DIM H MIDDLE SUPPLY W



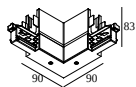
**200 14 21 B** TRACK 3F DIM H CORNER 180° B

**200 14 21 W** TRACK 3F DIM H CORNER 180° W

# DELTALIGHT

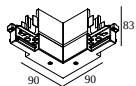
## TRACK 3F DIM H 1m

200 14 410 W



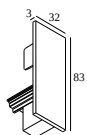
**200 14 34 B** TRACK 3F DIM H CORNER 90° IN B

**200 14 34 W** TRACK 3F DIM H CORNER 90° IN W



**200 14 35 B** TRACK 3F DIM H CORNER 90° OUT B

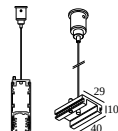
**200 14 35 W** TRACK 3F DIM H CORNER 90° OUT W



**200 14 41 B** TRACK 3F DIM H END CAP B

**200 14 41 W** TRACK 3F DIM H END CAP W

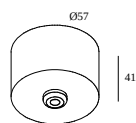
### les accessoires de fixations



**200 14 13** TRACK 3F DIM H SUSPENSION 3,0m

### le cable d'alimentation

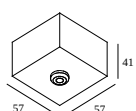
**200 99 53** TRACK CURRENT SUPPLY 5 x 0,75mm<sup>2</sup> 3,0m



**203 99 55 ANO** CABLE BASE R ANO

**203 99 55 B** CABLE BASE R B

**203 99 55 W** CABLE BASE R W



**203 99 56 ANO** CABLE BASE S ANO

**203 99 56 B** CABLE BASE S B

# DELTALIGHT

## TRACK 3F DIM H 1m

200 14 410 W

**203 99 56 W** CABLE BASE S W

### les accessoires pour connexions électriques

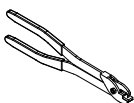


**15225 0360 B** CONNECTION ST B

Dimension de découpe (mm): 43

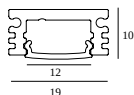
**15225 0360 W** CONNECTION ST W

### les composants supplémentaires



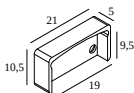
**200 12 01** TRACK 3F DIM CUTTING TOOL

### le profilé



**398 03 00 ANO** SHL 19 - PROFILE 3m ANO

### embouts



**398 03 03 01 A** SHL 19 - END CAP SET A

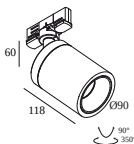
### les optiques

**398 03 05 CL** SHL 19 - PC CLEAR 3m

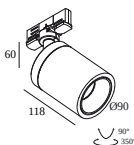
**398 03 05 SBL** SHL 19 - PC SBL 3m

## LUMINAIRES COMPATIBLES

### BOXY R ADM



**251 74 811 822 ADM ED8** BOXY R 82733 ADM DIM8

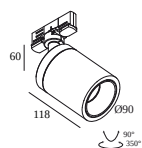


**251 74 811 832 ADM ED8** BOXY R 83033 ADM DIM8

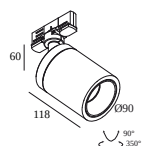
# DELTALIGHT

## TRACK 3F DIM H 1m

200 14 410 W

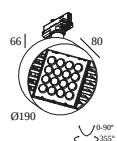


**251 74 811 922 ADM ED8** BOXY R 92733 ADM DIM8

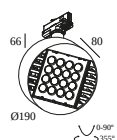


**251 74 811 932 ADM ED8** BOXY R 93033 ADM DIM8

### FRAGMA L ADM

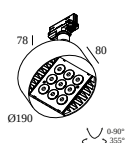


**23610 931W** FRAGMA L 93014 ADM WD

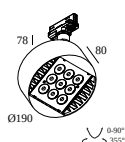


**23610 941W** FRAGMA L 94014 ADM WD

### FRAGMA L SUPERSPOT ADM

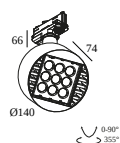


**23616 931W** FRAGMA L SUPERSPOT 9308 ADM WD

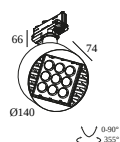


**23616 941W** FRAGMA L SUPERSPOT 9408 ADM WD

### FRAGMA M ADM

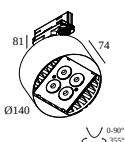


**23611 931W** FRAGMA M 93014 ADM WD



**23611 941W** FRAGMA M 94014 ADM WD

### FRAGMA M SUPERSPOT ADM

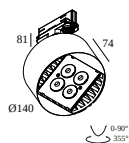


**23615 931W** FRAGMA M SUPERSPOT 9308 ADM WD

# DELTALIGHT

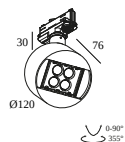
## TRACK 3F DIM H 1m

200 14 410 W

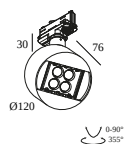


**23615 941W** FRAGMA M SUPERSPOT 9408 ADM WD

### FRAGMA S ADM

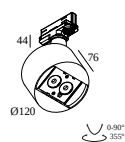


**23612 931W** FRAGMA S 93014 ADM WD

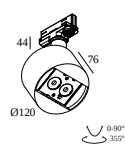


**23612 941W** FRAGMA S 94014 ADM WD

### FRAGMA S SUPERSPOT ADM

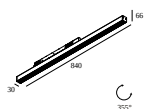


**23614 931W** FRAGMA S SUPERSPOT 9308 ADM WD

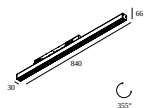


**23614 941W** FRAGMA S SUPERSPOT 9408 ADM WD

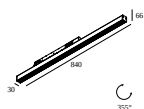
### INFORM OK ADM



**29312 8325** INFORM OK 83067 ADM SLIM DIM5

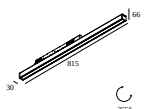


**29312 9225** INFORM OK 92767 ADM SLIM DIM5



**29312 9325** INFORM OK 93067 ADM SLIM DIM5

### LED LINE OK ADM



**29311 9305** LED LINE OK 930 ADM SLIM DIM5

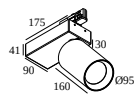
# DELTALIGHT

## TRACK 3F DIM H 1m

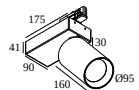
200 14 410 W

### MAXISPY 95 ADM

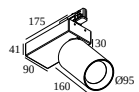
---



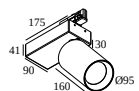
**414 562 21 82 ADM ED5** MAXISPY 95 827 ADM DIM5



**414 562 21 83 ADM ED5** MAXISPY 95 830 ADM DIM5



**414 562 21 92 ADM ED5** MAXISPY 95 927 ADM DIM5

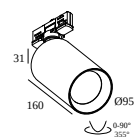


**414 562 21 93 ADM ED5** MAXISPY 95 930 ADM DIM5



### MAXISPY 95 HV ADM

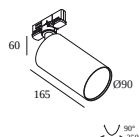
---



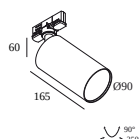
**414 66 3083 ADM** MAXISPY ON 95 HV 830 ADM

### MAXISPY ADM

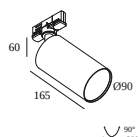
---



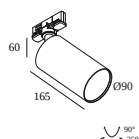
**414 46 21 822 ADM ED1** MAXISPY 82720 ADM DIM1



**414 46 21 823 ADM ED1** MAXISPY 82735 ADM DIM1



**414 46 21 824 ADM ED1** MAXISPY 82750 ADM DIM1



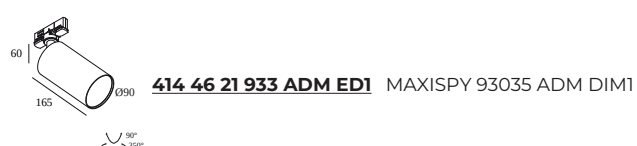


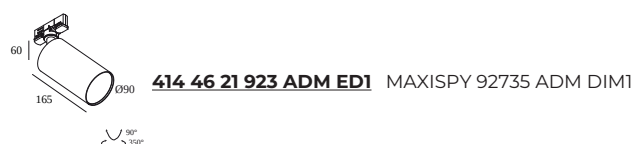
**414 46 21 832 ADM ED1** MAXISPY 83020 ADM DIM1



# DELTALIGHT

## TRACK 3F DIM H 1m

200 14 410 W



## MAXISPY DYNAMIC FOCUS ADM



# DELTALIGHT

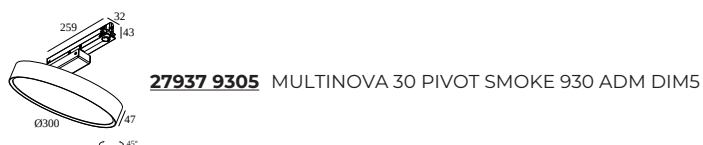
## TRACK 3F DIM H 1m

200 14 410 W

### MULTINOVA 30 ADM



### MULTINOVA 30 PIVOT ADM




### MULTINOVA 55 ADM



### SHELFLINE 19 profile



### SPY 52 ADM



### SPY 52 WALLWASH ADM



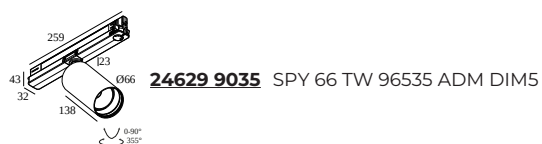


# DELTALIGHT

## TRACK 3F DIM H 1m

200 14 410 W

### SPY 66 ADM

---



### SPY 66 LP/MP ADM

---



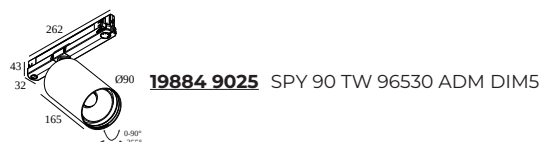
### SPY 66 WALLWASH ADM

---



### SPY 90 ADM

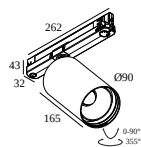
---



# DELTALIGHT


## TRACK 3F DIM H 1m

200 14 410 W




**19884 9035** SPY 90 TW 96545 ADM DIM5


### SPY ADM




**414 367 821 ADM** SPY ON 82706 ADM



**414 367 831 ADM** SPY ON 83006 ADM

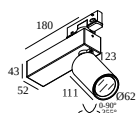


**414 367 921 ADM** SPY ON 92706 ADM

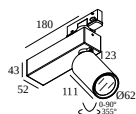


**414 367 931 ADM** SPY ON 93006 ADM

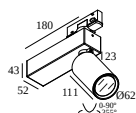
### SPY FOCUS ADM



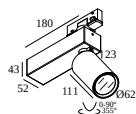
**414 365 811 82 ADM** SPY FOCUS ON 827 ADM



**414 365 811 83 ADM** SPY FOCUS ON 830 ADM



**414 365 811 92 ADM** SPY FOCUS ON 927 ADM



**414 365 811 93 ADM** SPY FOCUS ON 930 ADM

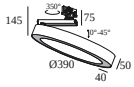
# DELTALIGHT

## TRACK 3F DIM H 1m

200 14 410 W

### SUPER-OH XS PIVOT ADM

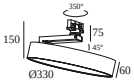
---



**308 22 03 83 ADM ED8** SUPER-OH! XS PIVOT 39 ADM DIM8

### SUPERNOVA XS PIVOT ADM

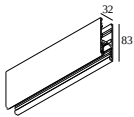
---



**274 88 3224 ADM ED5** SUPERNOVA XS PIVOT 330 ADM DIM5

### TRACK 3F DIM H

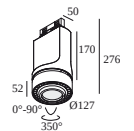
---



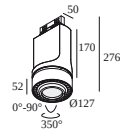
**200 14 430** TRACK 3F DIM H 3m

### YOU-TURN ADM

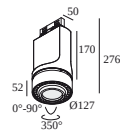
---



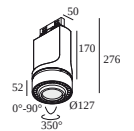
**313 031 21 821 ADM ED5** YOU-TURN ON OPTO 30 82715 ADM DIM5



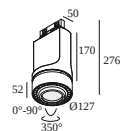
**313 031 21 822 ADM ED5** YOU-TURN ON OPTO 30 82733 ADM DIM5



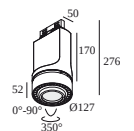
**313 031 21 823 ADM ED5** YOU-TURN ON OPTO 30 82755 ADM DIM5



**313 031 21 831 ADM ED5** YOU-TURN ON OPTO 30 83015 ADM DIM5



**313 031 21 832 ADM ED5** YOU-TURN ON OPTO 30 83033 ADM DIM5

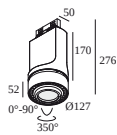


**313 031 21 833 ADM ED5** YOU-TURN ON OPTO 30 83055 ADM DIM5

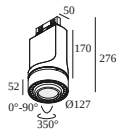
# DELTALIGHT

## TRACK 3F DIM H 1m

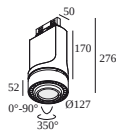
200 14 410 W



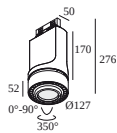
**313 031 21 921 ADM ED5** YOU-TURN ON OPTO 30 92715 ADM DIM5



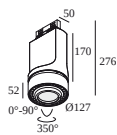
**313 031 21 922 ADM ED5** YOU-TURN ON OPTO 30 92733 ADM DIM5



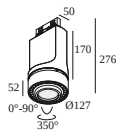
**313 031 21 923 ADM ED5** YOU-TURN ON OPTO 30 92755 ADM DIM5



**313 031 21 931 ADM ED5** YOU-TURN ON OPTO 30 93015 ADM DIM5



**313 031 21 932 ADM ED5** YOU-TURN ON OPTO 30 93033 ADM DIM5



**313 031 21 933 ADM ED5** YOU-TURN ON OPTO 30 93055 ADM DIM5

Notes: