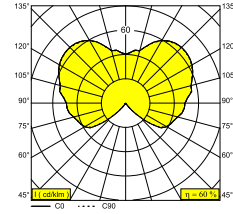
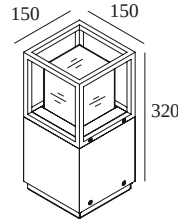


## MONTUR S P 30 LED 927

232 432 92 B

AVAILABLE IN  
**BLACK** 232 432 92 B  
**ANTHRACITE** 232 432 92 N



 [View on website](#)



### General info

<b>LOCATION</b>	outdoor
<b>INSTALLATION</b>	Floor Surface mounted
<b>INGRESS PROTECTION</b>	IP55
<b>PROTECTION AGAINST MECHANICAL IMPACT</b>	IK07
<b>WEIGHT (KG)</b>	3.8
<b>ADJUSTABILITY</b>	non adjustable
<b>INFORMATION</b>	INCL.GLASS OPAL INCL.LED POWER SUPPLY 350mA-DC

### Electrical info

<b>ELECTRICAL CLASS</b>	100-240V / 50-60Hz
<b>POWER SUPPLY</b>	YES
<b>DIM TYPE</b>	non-dimmable
<b>ENERGY CLASS</b>	E
<b>CERTIFICATES</b>	CB, ENEC, LCA, RCM

### Lightsource info

<b>LIGHTSOURCE NAME</b>	LED
<b>LIGHTSOURCE</b>	LED cluster 6,3W / CRI>90 (R9: 50) / 2700K / 877lm
<b>TM-30 VALUES</b>	Rf: 93 / Rg: 100
<b>SDCM</b>	SDCM3
<b>RISKGROUP</b>	RG1
<b>LM80</b>	L80 > 60000
<b>LED TECHNICS (LIGHT SOURCE)</b>	877lm // 6,3W // 139lm/W
<b>LED TECHNICS (LUMINAIRE)</b>	526lm // 7,2W // 73lm/W

### Options

- PLATE 3
- CBOX
- IP68 CONNECTION KIT
- IP68 CONNECTOR 3P

For detailed installation instructions, please consult the manual : [232\\_432\\_XX\\_HAND.pdf](#)

# DELTALIGHT

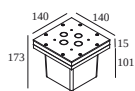
## MONTUR S P 30 LED 927

232 432 92 B

### FINISH YOUR SPECIFICATION

#### Waterproof connection parts

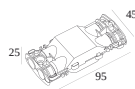
---



**216 12 00** CBOX

Cutout dimension (mm): 142 x 142

---



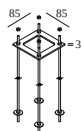
**216 12 01** IP68 CONNECTION KIT



**216 12 02** IP68 CONNECTOR 3P

#### Pins and plates for bollards

---



**229 02 03** PLATE 3

Notes: