DELTALIGHT



# SUPERLOOP SLIM OUT 70 SBL 930

**REFERENCE** 20576 9300 FG

AVAILABLE IN
**BLACK** 20576 9300 B
**FLEMISH BRONZE** 20576 9300 FBR
**FLEMISH GOLD** 20576 9300 FG
**GOLD COLOURED** 20576 9300 GC
**WHITE** 20576 9300 W

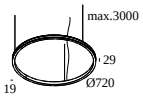


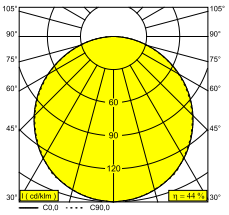


View on website

| General info | |
|---|---|
| **LOCATION** | indoor |
| **INSTALLATION** | Ceiling Suspended |
| **INGRESS PROTECTION** | IP20 |
| **WEIGHT (KG)** | 1.5 |
| **ADJUSTABILITY** | non adjustable |
| **INFORMATION** | INCL.PC SBL<br>EXCL.LED POWER SUPPLY 500-700mA-DC<br>INCL.3 x CABLE SUSPENSION SINGLE AUTO. 3.0m<br>INCL.1 x CABLE 2 x 0.75mm² |

| Electrical info | |
|---|---|
| **CLASS** | III |
| **DIM TYPE** | depending on power supply |
| **ENERGY CLASS** | E |
| **CERTIFICATES** | CB, ENEC, EPD |

| Lightsource info | |
|---|---|
| **LIGHTSOURCE NAME** | LED |
| **LIGHTSOURCE** | LED cluster 21,2-29,2W / CRI>90 (R9: 59) / 3000K / 2916-3870lm |
| **SDCM** | SDCM3 |
| **LM80** | L70 > 30000 |
| **LED TECHNICS (LIGHT SOURCE)** | 3870lm // 29,2W // 132lm/W |
| **LED TECHNICS (LUMINAIRE)** | 1713lm // 34W // 51lm/W |

## Requirements

LED POWER SUPPLY 500 / 700mA-DC DIM
SUPERLOOP POWERBOX L 500mA
SUPERLOOP POWERBOX L/H 700mA

## Options

CABLE BASE R / S
COVERSET R 62-90-100 / S 62-80-90
CONNECTION ST / CONNECTION TRIMLESS
SUSPENSION ST / SUSPENSION TRIMLESS

For detailed installation instructions, please consult the manual : **20576_XXX0_HAND.pdf**

DELTALIGHT

# SUPERLOOP SLIM OUT 70 SBL 930

20576 9300 FG

## FINISH YOUR SPECIFICATION

### Current supply

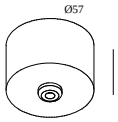


**203 99 55 ANO** CABLE BASE R ANO ☐

**203 99 55 B** CABLE BASE R B ☐

**203 99 55 W** CABLE BASE R W ☐




**203 99 56 ANO** CABLE BASE S ANO ☐

**203 99 56 B** CABLE BASE S B ☐

**203 99 56 W** CABLE BASE S W ☐

### LED power supplies

### # of Fixtures

ⓘ # of fixtures indicates how many devices can be connected (min -> max) to the power supply. The values before and after the '|' correspond respectively with the minimum and maximum driving current. Values between brackets are applicable to 110V.

**Min current | Max current**

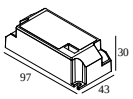


**300 90 127** LED POWER SUPPLY 500mA-DC / 27W DIM1 1 ☐

**Dimtype: 1-10V**

**Cutout dimension (mm): 54**

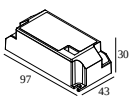


**300 90 128** LED POWER SUPPLY 700mA-DC / 36W DIM1 1 ☐

**Dimtype: 1-10V**

**Cutout dimension (mm): 54**

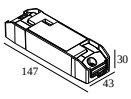


**300 90 131** LED POWER SUPPLY 700mA-DC / 38W DIM5 1 ☐

**Dimtype: DALI**

**Cutout dimension (mm): 54**

DELTALIGHT

# SUPERLOOP SLIM OUT 70 SBL 930

20576 9300 FG

## Power box

## # of Fixtures

# of fixtures indicates how many devices can be connected (min -> max) to the power supply. The values before and after the '|' correspond respectively with the minimum and maximum driving current. Values between brackets are applicable to 110V.

**Min current | Max current**

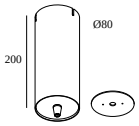


**321 55 205 ED1 B** SUPERLOOP POWERBOX L 500mA DIM1 B — 1

**Dimtype: 1-10V**

**321 55 205 ED1 W** SUPERLOOP POWERBOX L 500mA DIM1 W — 1

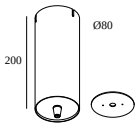


**321 55 207 ED1 B** SUPERLOOP POWERBOX L 700mA DIM1 B — 1

**Dimtype: 1-10V**

**321 55 207 ED1 W** SUPERLOOP POWERBOX L 700mA DIM1 W — 1

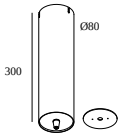


**321 55 307 ED5 B** SUPERLOOP POWERBOX H8 700mA DIM5 B — 1

**Dimtype: DALI**

**321 55 307 ED5 W** SUPERLOOP POWERBOX H8 700mA DIM5 W — 1

## Coversets

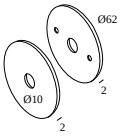


**204 00 62 ANO** COVERSET R 62 ANO

**204 00 62 B** COVERSET R 62 B

**204 00 62 W** COVERSET R 62 W

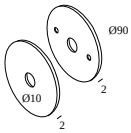


**204 00 90 ANO** COVERSET R 90 ANO

**204 00 90 B** COVERSET R 90 B

DELTALIGHT

# SUPERLOOP SLIM OUT 70 SBL 930

20576 9300 FG

| | | | |
|---|---|---|---|
| | **204 00 90 W** | COVERSET R 90 W | ☐ |
| 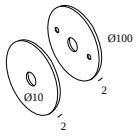 | **204 00 100 ANO** | COVERSET R 100 ANO | ☐ |
| | **204 00 100 B** | COVERSET R 100 B | ☐ |
| | **204 00 100 W** | COVERSET R 100 W | ☐ |
| 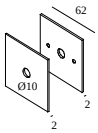 | **204 62 62 ANO** | COVERSET S 62 ANO | ☐ |
| | **204 62 62 B** | COVERSET S 62 B | ☐ |
| | **204 62 62 W** | COVERSET S 62 W | ☐ |
| 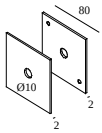 | **204 80 80 ANO** | COVERSET S 80 ANO | ☐ |
| | **204 80 80 B** | COVERSET S 80 B | ☐ |
| | **204 80 80 W** | COVERSET S 80 W | ☐ |
| 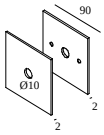 | **204 90 90 ANO** | COVERSET S 90 ANO | ☐ |
| | **204 90 90 B** | COVERSET S 90 B | ☐ |
| | **204 90 90 W** | COVERSET S 90 W | ☐ |

DELTALIGHT

# SUPERLOOP SLIM OUT 70 SBL 930

20576 9300 FG

## Suspension parts

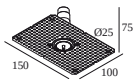


**328 10 01** SUSPENSION TRIMLESS O.F.A.

**Cutout dimension (mm): 62 (CONCRETE: 102)**

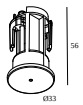


**15225 0340 B** SUSPENSION ST B

**Cutout dimension (mm): 27**

**15225 0340 W** SUSPENSION ST W

## Electric connection parts

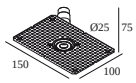


**328 10 03** CONNECTION TRIMLESS O.F.A.

**Cutout dimension (mm): 62 (CONCRETE: 102)**




**15225 0360 B** CONNECTION ST B

**Cutout dimension (mm): 43**

**15225 0360 W** CONNECTION ST W

Notes: