DELTALIGHT



ENTERO RD-L LOC 94045

REFERENCE 32059 9430 FW

AVAILABLE IN
BLACK 32059 9430 B
FULL WHITE 32059 9430 FW

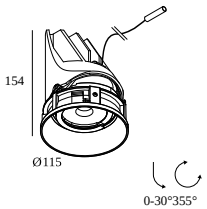

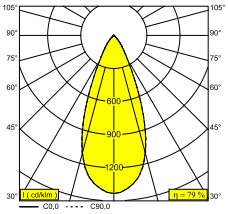

View on website

General info	
LOCATION	indoor
INSTALLATION	Ceiling Recessed
INGRESS PROTECTION	IP20
WEIGHT (KG)	0
ADJUSTABILITY	0° to 30° swiveling, 355° rotatable
INFORMATION	EXCL.LED POWER SUPPLY 1050mA-DC INCL.1 x CABLE 2 x 0,75mm² - 0,5m + WIELAND PLUG GST08i2 male yellow

Electrical info	
CLASS	III
ENERGY CLASS	E

Lightsource info	
LIGHTSOURCE NAME	LED
LIGHTSOURCE	LED array 36,5W / CRI>90 (R9: 79) / 4000K / 4845lm
TM-30 VALUES	Rf: 90 / Rg: 99
SDCM	SDCM1
RISKGROUP	RG1
LM80	L90B10 > 50000
BEAMANGLE	45°
LED TECHNICS (LIGHT SOURCE)	4845lm // 36,5W // 133lm/W
LED TECHNICS (LUMINAIRE)	3814lm // 42W // 91lm/W

Requirements

LED POWER SUPPLY SET LOC SERIES

Options

CONNECTING CABLE LOC SERIES

For detailed installation instructions, please consult the manual : **32059_XXX0_HAND.pdf**

DELTALIGHT

ENTERO RD-L LOC 94045

32059 9430 FW

CEILING COMPATIBILITY

Ceiling Type	Mounting Kit	
 **Acoustic climate-control ceiling Interalu SAPP**	32057 0010 - KIT ENTERO RD-S LOC1	Required
 **Acoustic climate-control ceiling Hunter Douglas 30BD**	32057 0010 - KIT ENTERO RD-S LOC1	Required

FINISH YOUR SPECIFICATION

Emergency units

# of Fixtures

ⓘ # of fixtures indicates how many devices can be connected (min -> max) to the power supply. The values before and after the '|' correspond respectively with the minimum and maximum driving current. Values between brackets are applicable to 110V.

Min current | Max current

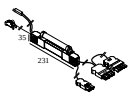

32010 0065 EMERGENCY UNIT 1h LOC SERIES DIM5 — 1 ☐

Dimtype: DALI

Current supply



32010 0200 T CONNECTOR LOC SERIES ☐



32010 0310 CONNECTING CABLE LOC SERIES 1m ☐



32010 0320 CONNECTING CABLE LOC SERIES 2m ☐



32010 0330 CONNECTING CABLE LOC SERIES 3m ☐

DELTALIGHT

ENTERO RD-L LOC 94045

32059 9430 FW



32010 0340 CONNECTING CABLE LOC SERIES 4m



32010 0350 CONNECTING CABLE LOC SERIES 5m

LED power supplies

of Fixtures

ⓘ # of fixtures indicates how many devices can be connected (min -> max) to the power supply. The values before and after the '|' correspond respectively with the minimum and maximum driving current. Values between brackets are applicable to 110V.

Min current | Max current

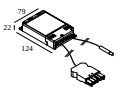

32010 0055 LED POWER SUPPLY SET LOC SERIES 1050mA / 50W DIM5 — 2

Dimtype: DALI

Mounting kits

of Fixtures

ⓘ # of fixtures indicates how many devices can be connected (min -> max) to the power supply. The values before and after the '|' correspond respectively with the minimum and maximum driving current. Values between brackets are applicable to 110V.

Min current | Max current

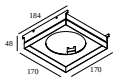

32057 0020 B KIT ENTERO RD-L LOC1 B — 1

Notes: