DELTALIGHT



SUPERLOOP SLIM IN 70 SBL 927

PRODUCTREFERENTIE 20572 9200 B

BESCHIKBAAR IN
ZWART 20572 9200 B
FLEMISH BRONZE 20572 9200 FBR
FLEMISH GOLD 20572 9200 FG
GOUD KLEUR 20572 9200 GC
WIT 20572 9200 W

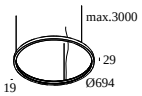

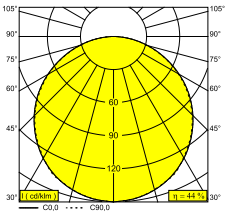

Bekijk op website

Algemene info	
LOCATIE	binnen
INSTALLATIE	Plafond Gependeld
STOF EN WATERDICHTHEID	IP20
GEWICHT (KG)	1.6
RICHTBAARHEID	niet richtbaar
INFO	INCL.PC SBL EXCL.LED POWER SUPPLY 500-700mA-DC INCL.3 x CABLE SUSPENSION SINGLE AUTO. 3.0m INCL.1 x CABLE 2 x 0.75mm²

Elektrische info	
KLASSE	III
DIM TYPE	afhankelijk van de te kiezen externe voeding
ENERGIE KLASSE	E
CERTIFICATEN	CB, ENEC, EPD

Info lichtbron	
LIGHTSOURCE NAME	LED
LICHTBRON	LED cluster 21,2-29,2W / CRI>90 (R9: 59) / 2700K / 2916-3870lm
SDCM	SDCM3
LM80	L70 > 30000
LED TECHNIEK (LICHTBRON)	3870lm // 29,2W // 132lm/W
LED TECHNIEK (TOESTEL)	1713lm // 34W // 51lm/W

Benodigdheden

LED POWER SUPPLY 500 / 700mA-DC DIM
SUPERLOOP POWERBOX L 500mA
SUPERLOOP POWERBOX L/H 700mA

Opties

CABLE BASE R / S
COVERSET R 62-90-100 / S 62-80-90
CONNECTION ST / CONNECTION TRIMLESS
SUSPENSION ST / SUSPENSION TRIMLESS

Voor gedetailleerde montage gegevens, consulteer de handleiding : **20572_XXX0_HAND.pdf**

DELTALIGHT

SUPERLOOP SLIM IN 70 SBL 927

20572 9200 B

VERVOLLEDIG UW SPECIFICATIE

Stroomtoevoer

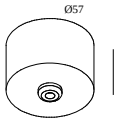

203 99 55 ANO CABLE BASE R ANO ☐

203 99 55 B CABLE BASE R B ☐

203 99 55 W CABLE BASE R W ☐



203 99 56 ANO CABLE BASE S ANO ☐

203 99 56 B CABLE BASE S B ☐

203 99 56 W CABLE BASE S W ☐

LED voedingen

armaturen

ⓘ # armaturen geeft aan hoeveel toestellen op de voeding kunnen worden aangesloten (min -> max). De waarden vóór en na de '|' komen respectievelijk overeen met de minimale en maximale aanstuurstroom. Waarden tussen haakjes zijn van toepassing op 110V.

Min. stroom | Max. stroom

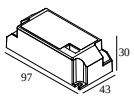

300 90 127 LED POWER SUPPLY 500mA-DC / 27W DIM1 1 ☐

Dimtype: 1-10V

Uitsparingsmaat (mm): 54

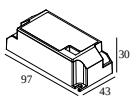

300 90 128 LED POWER SUPPLY 700mA-DC / 36W DIM1 1 ☐

Dimtype: 1-10V

Uitsparingsmaat (mm): 54

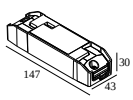

300 90 131 LED POWER SUPPLY 700mA-DC / 38W DIM5 1 ☐

Dimtype: DALI

Uitsparingsmaat (mm): 54

DELTALIGHT

SUPERLOOP SLIM IN 70 SBL 927

20572 9200 B

Power box

armaturen

armaturen geeft aan hoeveel toestellen op de voeding kunnen worden aangesloten (min -> max). De waarden vóór en na de '|' komen respectievelijk overeen met de minimale en maximale aanstuurstroom. Waarden tussen haakjes zijn van toepassing op 110V.

Min. stroom | Max. stroom

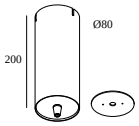

321 55 205 ED1 B SUPERLOOP POWERBOX L 500mA DIM1 B — 1

Dimtype: 1-10V

321 55 205 ED1 W SUPERLOOP POWERBOX L 500mA DIM1 W — 1

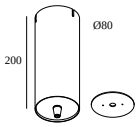

321 55 207 ED1 B SUPERLOOP POWERBOX L 700mA DIM1 B — 1

Dimtype: 1-10V

321 55 207 ED1 W SUPERLOOP POWERBOX L 700mA DIM1 W — 1

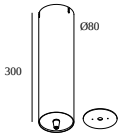

321 55 307 ED5 B SUPERLOOP POWERBOX H8 700mA DIM5 B — 1

Dimtype: DALI

321 55 307 ED5 W SUPERLOOP POWERBOX H8 700mA DIM5 W — 1

Coversets

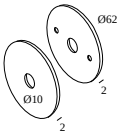

204 00 62 ANO COVERSET R 62 ANO

204 00 62 B COVERSET R 62 B

204 00 62 W COVERSET R 62 W

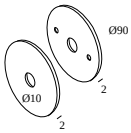

204 00 90 ANO COVERSET R 90 ANO

204 00 90 B COVERSET R 90 B

DELTALIGHT

SUPERLOOP SLIM IN 70 SBL 927

20572 9200 B

	204 00 90 W	COVERSET R 90 W	☐
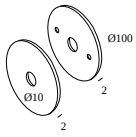	**204 00 100 ANO**	COVERSET R 100 ANO	☐
	204 00 100 B	COVERSET R 100 B	☐
	204 00 100 W	COVERSET R 100 W	☐
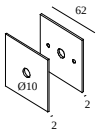	**204 62 62 ANO**	COVERSET S 62 ANO	☐
	204 62 62 B	COVERSET S 62 B	☐
	204 62 62 W	COVERSET S 62 W	☐
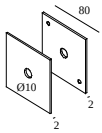	**204 80 80 ANO**	COVERSET S 80 ANO	☐
	204 80 80 B	COVERSET S 80 B	☐
	204 80 80 W	COVERSET S 80 W	☐
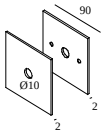	**204 90 90 ANO**	COVERSET S 90 ANO	☐
	204 90 90 B	COVERSET S 90 B	☐
	204 90 90 W	COVERSET S 90 W	☐

DELTALIGHT

SUPERLOOP SLIM IN 70 SBL 927

20572 9200 B

Ophang toebehoren

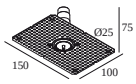

328 10 01 SUSPENSION TRIMLESS O.F.A.

Uitsparingsmaat (mm): 62 (CONCRETE: 102)

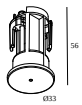

15225 0340 B SUSPENSION ST B

Uitsparingsmaat (mm): 27

15225 0340 W SUSPENSION ST W

Onderdelen voor electrische verbinding

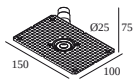

328 10 03 CONNECTION TRIMLESS O.F.A.

Uitsparingsmaat (mm): 62 (CONCRETE: 102)



15225 0360 B CONNECTION ST B

Uitsparingsmaat (mm): 43

15225 0360 W CONNECTION ST W

Notes: