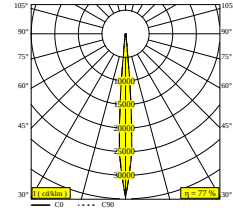
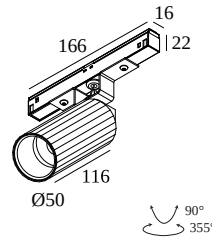




M26L - HEDRA 92708 DIM5

23251 9215 BBR

DISPONIBLE EN
BRONZE NOIR 23251 9215 BBR
COULEUR OR 23251 9215 GC



 [Voir sur le site Web](#)



Informations générales

EMPLACEMENT	interieur
INSTALLATION	Systemes basse tension Monté sur systemes basse tension
INDICE DE PROTECTION	IP20
POIDS (KG)	0.4
ORIENTATION	0° à 90° inclinable, 355° rotatif
INFORMATIONS	LENS SP-8° EXCL.LED POWER SUPPLY 48V-DC

Informations électriques

ÉLECTRIQUE	48V-DC
CLASSE	III
TYPE DIM	DALI
CLASSE D'ÉNERGIE	F
CERTIFICATS	CB, ENEC

Info Source lumineuse

LIGHTSOURCE NAME	LED
SOURCE DE LUMIÈRE	LED array 5,7W / CRI>90 (R9: 56) / 2700K / 519lm
VALEURS TM-30	rf: 91 / Rg: 99
SDCM	SDCM2
GROUPE DE RISQUE	RG2 (threshold 0,6m)
LM80	L90B10 > 41000
BEAMANGLE	8°
TECHNIQUES LED (SOURCE LUMINEUSE)	519lm // 5,7W // 90lm/W
TECHNIQUES LED (LUMINAIRE)	397lm // 6,6W // 61lm/W

Remarques

Take a look at our MAGNETIC PROFILES movie

Références obligatoires

VIZIR TUBE
 LED POWER SUPPLY 48V-DC

Accessoires

VIZIR HONEYCOMB
 VIZIR SOFTENING LENS

DELTALIGHT

M26L - HEDRA 92708 DIM5

23251 9215 BBR

Pour des instructions d'installation détaillées, veuillez consulter le manuel : [23251_XXXX_HAND.pdf](#)

TERMINEZ VOTRE SPÉCIFICATION

les alimentations led

de luminaires

 # de luminaires indique combien d'appareils peuvent être raccordés (min -> max) à l'alimentation. Les valeurs avant et après le '|' correspondent respectivement au courant de pilotage minimal et maximal. Les valeurs entre parenthèses s'appliquent au 110V.

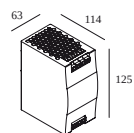
Courant min. | Courant max.



300 89 48 100 LED POWER SUPPLY 48V-DC / 100W DIN

14

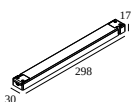
Type de gradation: non dimmable



300 89 48 240 LED POWER SUPPLY 48V-DC / 240W DIN

34

Type de gradation: non dimmable

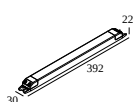


21012 0230 LED POWER SUPPLY 48V-DC / 100W

14

Type de gradation: non dimmable

Dimension de découpe (mm): 40



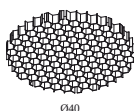
21012 0240 LED POWER SUPPLY 48V-DC / 200W

29

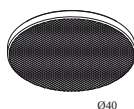
Type de gradation: non dimmable

Dimension de découpe (mm): 40

modifier les dispositifs de lumière



473 03 01 B VIZIR HONEYCOMB B



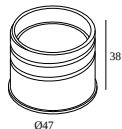
473 03 04 VIZIR SOFTENING LENS

DELTALIGHT

M26L - HEDRA 92708 DIM5

23251 9215 BBR

Terminez votre produit



473 01 00 B VIZIR TUBE B



473 01 00 FBR VIZIR TUBE FBR



473 01 00 FG VIZIR TUBE FG



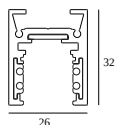
473 01 00 W VIZIR TUBE W



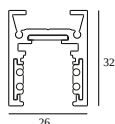
COMPOSABLES COMPATIBLES

SHIFTLINE M26L profile (+ SHIFTLINE M26L MATRIX)

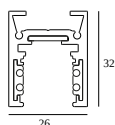
Couleurs disponibles



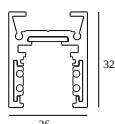
23358 0000 SLM26L - PROFILE



23358 0010 SLM26L - PROFILE 1m



23358 0020 SLM26L - PROFILE 2m

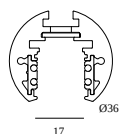


23358 0030 SLM26L - PROFILE 3m



SHIFTLINE M35R profile

Couleurs disponibles



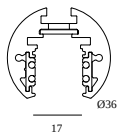
23375 0000 SLM35R - PROFILE



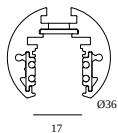
DELTALIGHT

M26L - HEDRA 92708 DIM5

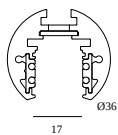
23251 9215 BBR



23375 0010 SLM35R - PROFILE 1m



23375 0020 SLM35R - PROFILE 2m



23375 0030 SLM35R - PROFILE 3m



Notes: