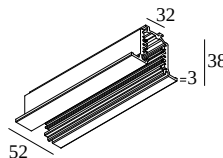




## TRACK 3F DIM IN 3m

200 13 430 B

BESCHIKBAAR IN  
**ZWART** 200 13 430 B  
**WIT** 200 13 430 W



[Bekijk op website](#)



### Algemene info

<b>LOCATIE</b>	binnen
<b>INSTALLATIE</b>	Plafond Inbouw
<b>ZAAGMAAT/OPENING (MM)</b>	rechthoekig - 40 x (L + ENDCAP + SUPPLY + CORNERS)
<b>INBOUWDIEPTE (MM)</b>	70
<b>DIKTE MONTAGEOPPERVLAK (MM)</b>	min.5 - max.25
<b>STOF EN WATERDICHTHEID</b>	IP20
<b>GEWICHT (KG)</b>	3.5

### Elektrische info

**KLASSE** | I

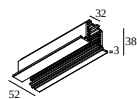
### Opties

TRACK OPTIONS

Voor gedetailleerde montage gegevens, consulteer de handleiding : [200\\_13\\_4x0\\_HAND.pdf](#)

## TRACK ONDERDELEN

### Rail profielen



**200 13 410 B** TRACK 3F DIM IN 1m B

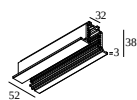
**Uitsparingsmaat (mm): 40 x (L + ENDCAP + SUPPLY + CORNERS)**

**200 13 410 W** TRACK 3F DIM IN 1m W

# DELTALIGHT

## TRACK 3F DIM IN 3m

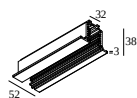
200 13 430 B



**200 13 420 B** TRACK 3F DIM IN 2m B

Uitsparingsmaat (mm): 40 x (L + ENDCAP + SUPPLY + CORNERS)

**200 13 420 W** TRACK 3F DIM IN 2m W

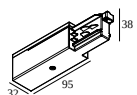


**200 13 430 B** TRACK 3F DIM IN 3m B

Uitsparingsmaat (mm): 40 x (L + ENDCAP + SUPPLY + CORNERS)

**200 13 430 W** TRACK 3F DIM IN 3m W

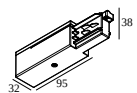
### Rail onderdelen



**200 12 11 A** TRACK 3F DIM END SUPPLY 11 A

**200 12 11 B** TRACK 3F DIM END SUPPLY 11 B

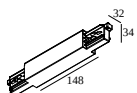
**200 12 11 W** TRACK 3F DIM END SUPPLY 11 W



**200 12 12 A** TRACK 3F DIM END SUPPLY 12 A

**200 12 12 B** TRACK 3F DIM END SUPPLY 12 B

**200 12 12 W** TRACK 3F DIM END SUPPLY 12 W



**200 12 14 A** TRACK 3F DIM MIDDLE SUPPLY A

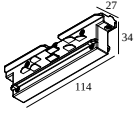
**200 12 14 B** TRACK 3F DIM MIDDLE SUPPLY B

**200 12 14 W** TRACK 3F DIM MIDDLE SUPPLY W

# DELTALIGHT

## TRACK 3F DIM IN 3m

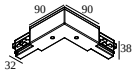
200 13 430 B



**200 12 21 A** TRACK 3F DIM CORNER 180° A

**200 12 21 B** TRACK 3F DIM CORNER 180° B

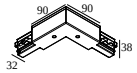
**200 12 21 W** TRACK 3F DIM CORNER 180° W



**200 12 34 A** TRACK 3F DIM CORNER 90° IN A

**200 12 34 B** TRACK 3F DIM CORNER 90° IN B

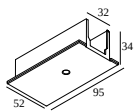
**200 12 34 W** TRACK 3F DIM CORNER 90° IN W



**200 12 35 A** TRACK 3F DIM CORNER 90° OUT A

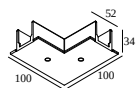
**200 12 35 B** TRACK 3F DIM CORNER 90° OUT B

**200 12 35 W** TRACK 3F DIM CORNER 90° OUT W



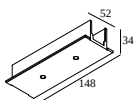
**200 13 11 B** TRACK 3F DIM IN RECESSED COVER END SUPPLY B

**200 13 11 W** TRACK 3F DIM IN RECESSED COVER END SUPPLY W



**200 13 12 B** TRACK 3F DIM IN RECESSED COVER CORNER 90° B

**200 13 12 W** TRACK 3F DIM IN RECESSED COVER CORNER 90° W



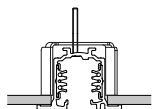
**200 13 14 B** TRACK 3F DIM IN RECESSED COVER MIDDLE SUPPLY B

# DELTALIGHT

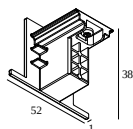
## TRACK 3F DIM IN 3m

200 13 430 B

**200 13 14 W** TRACK 3F DIM IN RECESSED COVER MIDDLE SUPPLY W



**200 13 14 01** TRACK 3F DIM IN - INSIDE CLIP



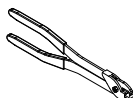
**200 13 41 B** TRACK 3F DIM IN END CAP B



**200 13 41 W** TRACK 3F DIM IN END CAP W



### Extra componenten

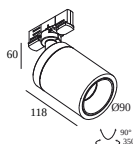


**200 12 01** TRACK 3F DIM CUTTING TOOL

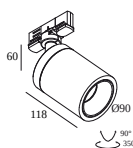


## COMPATIBELE ARMATUREN

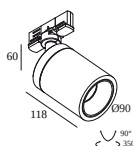
### BOXY R ADM



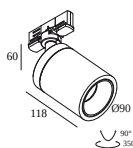
**251 74 811 822 ADM ED8** BOXY R 82733 ADM DIM8



**251 74 811 832 ADM ED8** BOXY R 83033 ADM DIM8



**251 74 811 922 ADM ED8** BOXY R 92733 ADM DIM8



**251 74 811 932 ADM ED8** BOXY R 93033 ADM DIM8

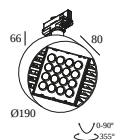
# DELTALIGHT

## TRACK 3F DIM IN 3m

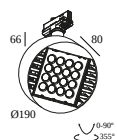
200 13 430 B

### FRAGMA L ADM

---



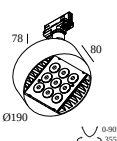
**23610 931W** FRAGMA L 93014 ADM WD



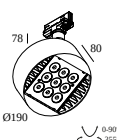
**23610 941W** FRAGMA L 94014 ADM WD

### FRAGMA L SUPERSPOT ADM

---



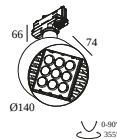
**23616 931W** FRAGMA L SUPERSPOT 9308 ADM WD



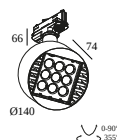
**23616 941W** FRAGMA L SUPERSPOT 9408 ADM WD

### FRAGMA M ADM

---



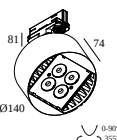
**23611 931W** FRAGMA M 93014 ADM WD



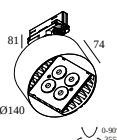
**23611 941W** FRAGMA M 94014 ADM WD

### FRAGMA M SUPERSPOT ADM

---



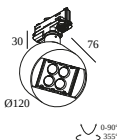
**23615 931W** FRAGMA M SUPERSPOT 9308 ADM WD



**23615 941W** FRAGMA M SUPERSPOT 9408 ADM WD

### FRAGMA S ADM

---

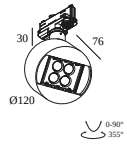


**23612 931W** FRAGMA S 93014 ADM WD

# DELTALIGHT

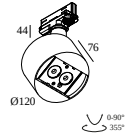
## TRACK 3F DIM IN 3m

200 13 430 B

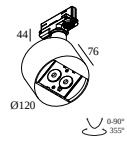


**23612 941W** FRAGMA S 94014 ADM WD

### FRAGMA S SUPERSPOT ADM

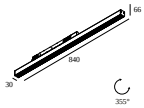


**23614 931W** FRAGMA S SUPERSPOT 9308 ADM WD

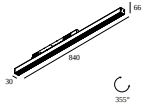


**23614 941W** FRAGMA S SUPERSPOT 9408 ADM WD

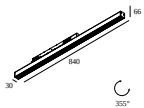
### INFORM OK ADM



**29312 8325** INFORM OK 83067 ADM SLIM DIM5

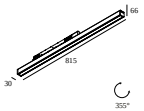


**29312 9225** INFORM OK 92767 ADM SLIM DIM5



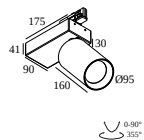
**29312 9325** INFORM OK 93067 ADM SLIM DIM5

### LED LINE OK ADM

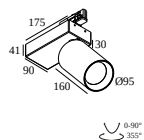


**29311 9305** LED LINE OK 930 ADM SLIM DIM5

### MAXISPY 95 ADM



**414 562 21 82 ADM ED5** MAXISPY 95 827 ADM DIM5

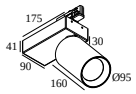


**414 562 21 83 ADM ED5** MAXISPY 95 830 ADM DIM5

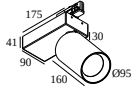
# DELTALIGHT

## TRACK 3F DIM IN 3m

200 13 430 B



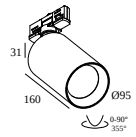
**414 562 21 92 ADM ED5** MAXISPY 95 927 ADM DIM5



**414 562 21 93 ADM ED5** MAXISPY 95 930 ADM DIM5

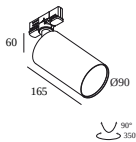


## MAXISPY 95 HV ADM

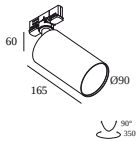


**414 66 3083 ADM** MAXISPY ON 95 HV 830 ADM

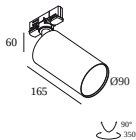
## MAXISPY ADM



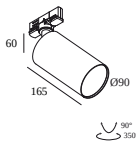
**414 46 21 822 ADM ED1** MAXISPY 82720 ADM DIM1



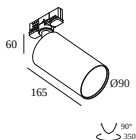
**414 46 21 823 ADM ED1** MAXISPY 82735 ADM DIM1



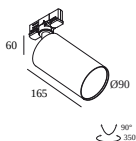
**414 46 21 824 ADM ED1** MAXISPY 82750 ADM DIM1



**414 46 21 832 ADM ED1** MAXISPY 83020 ADM DIM1



**414 46 21 833 ADM ED1** MAXISPY 83035 ADM DIM1





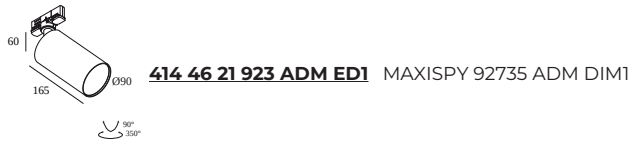
**414 46 21 834 ADM ED1** MAXISPY 83050 ADM DIM1



# DELTALIGHT

## TRACK 3F DIM IN 3m

200 13 430 B



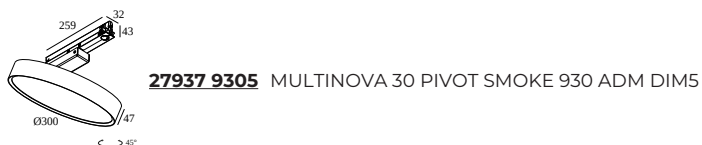
## MAXISPY DYNAMIC FOCUS ADM



## MULTINOVA 30 ADM



## MULTINOVA 30 PIVOT ADM



# DELTALIGHT

## TRACK 3F DIM IN 3m

200 13 430 B

### MULTINOVA 55 ADM

---



### SPY 52 ADM

---




### SPY 52 WALLWASH ADM

---



### SPY 66 ADM

---



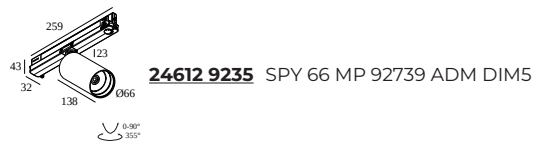
# DELTALIGHT

## TRACK 3F DIM IN 3m

200 13 430 B

### SPY 66 LP/MP ADM

---



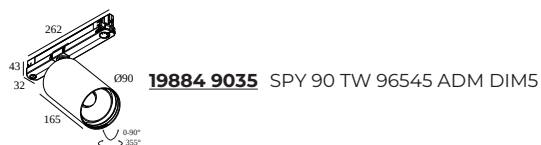
### SPY 66 WALLWASH ADM

---





### SPY 90 ADM

---



### SPY ADM

---




# DELTALIGHT

## TRACK 3F DIM IN 3m

200 13 430 B

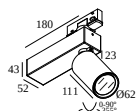


**414 367 921 ADM** SPY ON 92706 ADM

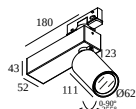


**414 367 931 ADM** SPY ON 93006 ADM

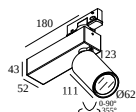
## SPY FOCUS ADM



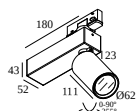
**414 365 811 82 ADM** SPY FOCUS ON 827 ADM



**414 365 811 83 ADM** SPY FOCUS ON 830 ADM

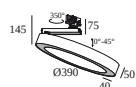


**414 365 811 92 ADM** SPY FOCUS ON 927 ADM



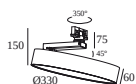
**414 365 811 93 ADM** SPY FOCUS ON 930 ADM

## SUPER-OH XS PIVOT ADM



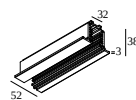
**308 22 03 83 ADM ED8** SUPER-OH! XS PIVOT 39 ADM DIM8

## SUPERNOVA XS PIVOT ADM



**274 88 3224 ADM ED5** SUPERNOVA XS PIVOT 330 ADM DIM5

## TRACK 3F DIM IN



**200 13 420** TRACK 3F DIM IN 2m

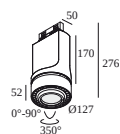
# DELTALIGHT

## TRACK 3F DIM IN 3m

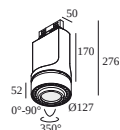
200 13 430 B

### YOU-TURN ADM

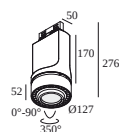
---



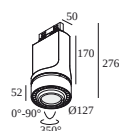
**313 031 21 821 ADM ED5** YOU-TURN ON OPTO 30 82715 ADM DIM5



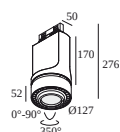
**313 031 21 822 ADM ED5** YOU-TURN ON OPTO 30 82733 ADM DIM5



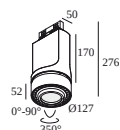
**313 031 21 823 ADM ED5** YOU-TURN ON OPTO 30 82755 ADM DIM5



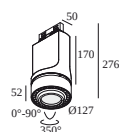
**313 031 21 831 ADM ED5** YOU-TURN ON OPTO 30 83015 ADM DIM5



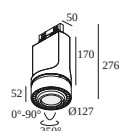
**313 031 21 832 ADM ED5** YOU-TURN ON OPTO 30 83033 ADM DIM5



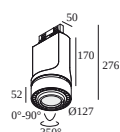
**313 031 21 833 ADM ED5** YOU-TURN ON OPTO 30 83055 ADM DIM5



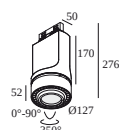
**313 031 21 921 ADM ED5** YOU-TURN ON OPTO 30 92715 ADM DIM5



**313 031 21 922 ADM ED5** YOU-TURN ON OPTO 30 92733 ADM DIM5



**313 031 21 923 ADM ED5** YOU-TURN ON OPTO 30 92755 ADM DIM5

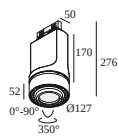


**313 031 21 931 ADM ED5** YOU-TURN ON OPTO 30 93015 ADM DIM5

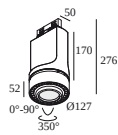
# DELTALIGHT

## TRACK 3F DIM IN 3m

200 13 430 B



**313 031 21 932 ADM ED5** YOU-TURN ON OPTO 30 93033 ADM DIM5



**313 031 21 933 ADM ED5** YOU-TURN ON OPTO 30 93055 ADM DIM5

Notes: