




DOT.COM WW ON/ST



First introduced in 2004 as a single LED luminaire, the history of Dot.Com within the Delta Light range goes way back. With LEDs being utterly functional and performant nowadays, Dot.Com is up to its second revival, coming as a complete family of luminaires with multiple LED dots to create the most discreet, yet highly functional light settings. Not only limited to spotlight beam angles, Dot.Com also has linear wallwashers in its range for a soft, even light effect on vertical surfaces. These come as single luminaires, as modules to fit in the magnetic profiles, and as a bespoke trimless profile solution, perfect to adapt the light to your specific desires.

Specification	Dot.Com 02 WW	Dot.Com 06 WW	Dot.Com 08 WW	Dot.Com 12 WW
Ceiling Cut-out:	8 ¹¹ / ₁₆ " x 1 ⁹ / ₁₆ "	24 ⁹ / ₁₆ " x 1 ⁹ / ₁₆ "	32 ⁷ / ₁₆ " x 1 ⁹ / ₁₆ "	48 ³ / ₁₆ " x 1 ⁹ / ₁₆ "
Ceiling Thickness:	Min. ³ / ₈ "			
Adjustability:	Fixed			
Rating:	IP20			

Performance	
LED Maintenance:	L70>50,000h
CRI:	90
*Dot.Com 02 WW SP:	10W
*Dot.Com 06 WW SP:	12.6W
*Dot.Com 08 WW SP:	18.4W
*Dot.Com 12 WW SP:	25.2W

Delivered Lumens:	2700K	3000K	3500K
Dot.Com 02 WW:	544Lm	544Lm	544Lm
Dot.Com 06 WW:	869Lm	869Lm	869Lm
Dot.Com 08 WW:	1275Lm	1275Lm	1275Lm
Dot.Com 12 WW:	1738Lm	1738Lm	1738Lm

Listing

ETL certified to US and Canadian safety standards.

Warranty

5-year limited warranty.

Ordering

ALL BOXES MUST BE FILLED IN TO CORRECTLY ORDER

Example: DTC06-SPWW30-PC-W-B-RMTD1-UNV

Luminaire	Length	Power*	Optic	CCT	Installation	Trim Finish	Finish	Application	Controls***
DTC Dot.Com	02 ⁽¹⁾ 232mm / 9 ¹ / ₈ "	SP Standard Power	WW Wallwash	27 2700K	ST ⁽³⁾ Recessed with small trim	W White	B Black	RMT Remote Power Supply	D1-UNV 0-10V dim 120-277V
	06 ⁽²⁾ 636mm / 25 ¹ / ₁₆ "			30 3000K	ON Surface mounted	B Black			D8-120 ⁽²⁾ FE ELV dim 120V
	08 836mm / 32 ¹⁵ / ₁₆ "			35 3500K	PC Pendant, cable suspended				
	12 1236mm / 48 ¹¹ / ₁₆ "								

¹ Length 02 only offered in Installation ST.

² Length 06 not offered with Controls D8.

³ Only available with Finish W.

*** Contact factory for additional dimming options.

Related Products

Dot.Com S, Dot.Com M, Dot.Com L, Artuur SL WW, Artuur



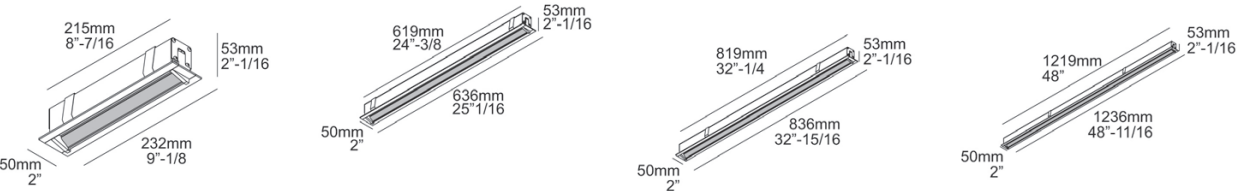
Finish Options

DOT.COM 02 WW ST


DOT.COM 06 WW ST

DOT.COM 08 WW ST

DOT.COM 12 WW ST



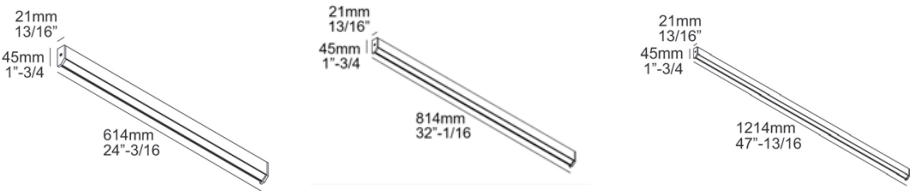
FINISH - ST



DOT.COM 06 WW ON/PC

DOT.COM 08 WW ON/PC

DOT.COM 12 WW ON/PC

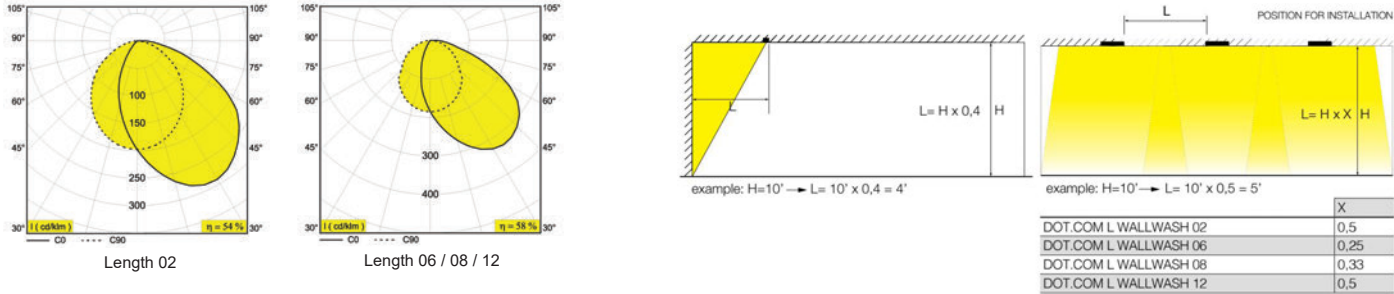


FINISH - ON/PC



Photometric Data

DOT.COM WW



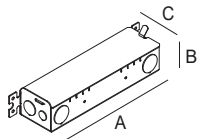


Installation Options

REMOTE DRIVER (With Control D8)

A: 8" x B: 2"-1/2 x C: 2"-1/2
A: 203mm x B: 64mm x C: 64mm

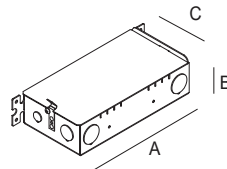
- For Remote application
- ETL Listed
- Damp rated



REMOTE DRIVER (With Control D1)

A: 8" x B: 2"-3/16 x C: 4"-1/4
A: 203mm x B: 72mm x C: 108mm

- For Remote application
- ETL Listed
- Damp rated



Driver Options

D1

- Dimming Control 0-10V
- Dimming Range 1-100%
- Dim to off yes at 0.7mA
- Power Factor @ Full Load >0.9
- Efficiency @ Full Load ≥87
- THD @ Full Load <20%
- Title 24 Compliant

Dimmer Compatibility

- Leviton IP710-DLZ
- Lutron DDTV-XX
- WattStopper ADF-120277
- Synergy Lighting Controls ISD BC

D8

- Dimming Control Phase Control
- Dimming Range 20-100%
- Dim to off yes
- Power Factor @ Full Load >0.9
- Efficiency @ Full Load ≥80
- THD @ Full Load <10%

Dimmer Compatibility

- Leviton IPE04-1LZ
- Lutron DVELV-300P

D8 (With Length 02)

- Dimming Control Phase Control
- Dimming Range 10-100%
- Dim to off no
- Power Factor @ Full Load >0.9
- Efficiency @ Full Load ≥78
- THD @ Full Load <12%

Dimmer Compatibility

- Leviton IPE04-1LZ
- Lutron DVELV-300P

As technology changes, please use information above as guidance. For most recent updated information please contact factory. Specifications subject to change without notice.