DELTALIGHT



SUPERLOOP HC 170 SBL 930

REFERENZEN 321 117 93 FG

ERHÄLTLICH IN
SCHWARZ 321 117 93 B
FLEMISH BRONZE 321 117 93 FBR
FLEMISH GOLD 321 117 93 FG
WEISS 321 117 93 W

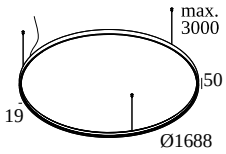

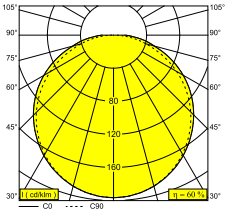

Auf der Website anzeigen

Allgemeine Information	
ANWENDUNGSBEREICH	innenbereich
INSTALLATION	Decke Pendel
SCHUTZ GEGEN EINDRINGEN	IP20
GEWICHT (KG)	5.5
VERSTELLBARKEIT	nicht verstellbar
INFORMATION	INCL.PC SBL EXCL.LED POWER SUPPLY 1200-1700mA-DC INCL.3 x CABLE SUSPENSION SINGLE AUTO. 3.0m INCL.1 x CABLE 2 x 0.75mm²

Elektrische Informationen	
KLASSE	III
ART DER DIMMUNG	Abhängig von der Art der externen Stromversorgung
ENERGIEKLASSE	E
ZERTIFIKATE	CB, EAC, ENEC, EPD

Lichtquelle Info	
LIGHTSOURCE NAME	LED
LICHTQUELLE	LED cluster 51,7-71,4W / CRI>90 (R9: 59) / 3000K / 7128-9460lm
SDCM	SDCM3
LM80	L70 > 30000
LED -TECHNIK (LICHTQUELLE)	9460lm // 71,4W // 132lm/W
LED -TECHNIK (LEUCHTE)	5685lm // 82W // 69lm/W

Erforderliches Zubehör

LED POWER SUPPLY 1200 / 1700mA-DC DIM
SUPERLOOP POWERBOX H 1200mA
SUPERLOOP POWERBOX H 1700mA

Optionen

CABLE BASE R / S
COVERSET R 62-90-100 / S 62-80-90
CONNECTION ST / CONNECTION TRIMLESS
SUSPENSION ST / SUSPENSION TRIMLESS

Detaillierte Installationsanweisungen finden Sie in der Montageanleitung : **321_X17_93_HAND.pdf**

DELTALIGHT

SUPERLOOP HC 170 SBL 930

321 117 93 FG

SPEZIFIKATION FERTIGSTELLEN

Stromversorgung

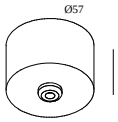

203 99 55 ANO CABLE BASE R ANO ☐

203 99 55 B CABLE BASE R B ☐

203 99 55 W CABLE BASE R W ☐



203 99 56 ANO CABLE BASE S ANO ☐

203 99 56 B CABLE BASE S B ☐

203 99 56 W CABLE BASE S W ☐

Power box

Leuchten

ⓘ # Leuchten gibt an, wie viele Geräte an das Netzteil angeschlossen werden können (min -> max). Die Werte vor und nach dem '|' entsprechen jeweils dem minimalen und maximalen Ansteuerstrom. Werte in Klammern gelten für 110V.

Min. Strom | Max. Strom

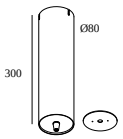

321 55 312 ED1 B SUPERLOOP POWERBOX H8 1200mA DIM1 B 1 ☐

Dimmtyp: 1-10V

321 55 312 ED1 W SUPERLOOP POWERBOX H8 1200mA DIM1 W 1 ☐

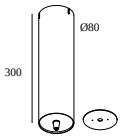

321 55 312 ED5 B SUPERLOOP POWERBOX H 1200mA DIM5 B 1 ☐

Dimmtyp: DALI

321 55 312 ED5 W SUPERLOOP POWERBOX H 1200mA DIM5 W 1 ☐

SUPERLOOP HC 170 SBL 930

321 117 93 FG

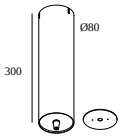

321 55 317 ED1 B SUPERLOOP POWERBOX H8 1700mA DIM1 B — 1

Dimmtyp: 1-10V

321 55 317 ED1 W SUPERLOOP POWERBOX H8 1700mA DIM1 W — 1

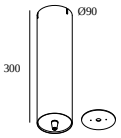

20548 0025 B SUPERLOOP POWERBOX H9 1200mA DIM5 B — 1

Dimmtyp: DALI

20548 0025 W SUPERLOOP POWERBOX H9 1200mA DIM5 W — 1

LED Betriebsgeräte

Leuchten

Min. Strom | Max. Strom

ⓘ # Leuchten gibt an, wie viele Geräte an das Netzteil angeschlossen werden können (min -> max). Die Werte vor und nach dem '|' entsprechen jeweils dem minimalen und maximalen Ansteuerstrom. Werte in Klammern gelten für 110V.

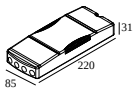

300 90 130 LED POWER SUPPLY 1200mA-DC / 60W DIM5 — 1

Dimmtyp: DALI

Ausschnittmaß (mm): 95

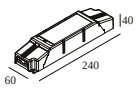

300 90 132 LED POWER SUPPLY 1200mA-DC / 70W DIM1 — 1

Dimmtyp: 1-10V

Ausschnittmaß (mm): 80

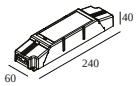

300 90 133 LED POWER SUPPLY 1700mA-DC / 99W DIM1 — 1

Dimmtyp: 1-10V

Ausschnittmaß (mm): 80

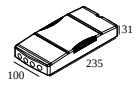

21012 0475 LED POWER SUPPLY 1700mA-DC / 92W DIM5 — 1

Dimmtyp: DALI

SUPERLOOP HC 170 SBL 930

321 117 93 FG

Coverset

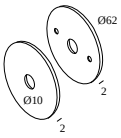	**204 00 62 ANO**	COVERSET R 62 ANO
	204 00 62 B	COVERSET R 62 B
	204 00 62 W	COVERSET R 62 W
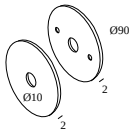	**204 00 90 ANO**	COVERSET R 90 ANO
	204 00 90 B	COVERSET R 90 B
	204 00 90 W	COVERSET R 90 W
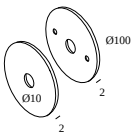	**204 00 100 ANO**	COVERSET R 100 ANO
	204 00 100 B	COVERSET R 100 B
	204 00 100 W	COVERSET R 100 W
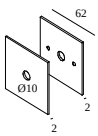	**204 62 62 ANO**	COVERSET S 62 ANO
	204 62 62 B	COVERSET S 62 B
	204 62 62 W	COVERSET S 62 W
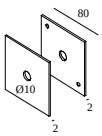	**204 80 80 ANO**	COVERSET S 80 ANO
	204 80 80 B	COVERSET S 80 B

SUPERLOOP HC 170 SBL 930

321 117 93 FG

204 80 80 W COVERSET S 80 W

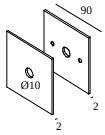

204 90 90 ANO COVERSET S 90 ANO

204 90 90 B COVERSET S 90 B

204 90 90 W COVERSET S 90 W

Aufhängung Zubehör

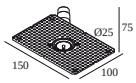

328 10 01 SUSPENSION TRIMLESS O.F.A.

Ausschnittmaß (mm): 62 (CONCRETE: 102)

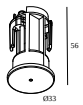

15225 0340 B SUSPENSION ST B

Ausschnittmaß (mm): 27

15225 0340 W SUSPENSION ST W

elektrische Anschlussteile

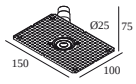

328 10 03 CONNECTION TRIMLESS O.F.A.

Ausschnittmaß (mm): 62 (CONCRETE: 102)

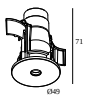

15225 0360 B CONNECTION ST B

Ausschnittmaß (mm): 43

15225 0360 W CONNECTION ST W

SUPERLOOP HC 170 SBL 930

321 117 93 FG

Notes: