




DOT.COM ON/ST/TRIMLESS

Dot.Com has evolved into a range of downlights with options in scale, output, beamspreads, and installation with exceptional glare control. Offered in three sizes of LED with different cluster sizes, these are engineered to offer a round pool of light, like another other downlight, even though the source is linear.

Listing: ETL certified to US and Canadian safety standards. **Warranty:** 5-year limited warranty.



Specification	Dot.com S3	Dot.com S6	Dot.com M4 ST	Dot.com M4 TL	Dot.com L2 ST	Dot.com L4 ST	Dot.com L2 ON	Dot.com L4 ON
Aperture	3 x 3/8"	6 x 3/8"	4 x 9/16"		2 x 7/8"	4 x 7/8"	2 x 7/8"	4 x 7/8"
Installation Method	2"-1/4 x 13/16"	4"-7/16 x 13/16"	5"-3/8 x 1"-9/16	5" x 1"-7/16	3"-5/16 x 1"-9/16	6"-1/4 x 1"-9/16	1/2" EMT	
Ceiling Thickness	Min. 5/16"		Max. 1"	Min. 3/16-Max. 7/8"	Max. 1"-3/16		N/A	
Adjustability	Fixed		Adjustable 0-30°	Fixed	Fixed		Fixed	
Rating	Damp		Damp		Damp		Damp	

Performance	S3	S6	M4	L2	L4
Led Maintenance	L70>54,000h		L80>60,000h		L80>60,000h
McAdam Step	3		3		3
CRI	90		90		90
*SP	3 x 1W	6 x 1W	4 x 1.4W		
*LP				2 x 1.4W	4 x 1.4W
*MP				2 x 2W	4 x 2W
*HP				2 x 3.1W	4 x 3.1W

Ordering

ALL BOXES MUST BE FILLED IN TO CORRECTLY ORDER

DTCSTA-W-MMAT-M4SP-RMTD1-UNV-SS30

Luminaire	Installation	Function	Finish	Inner Finish	Style	Size ⁽²⁾	Power*	Application	Controls***	Optic**	CCT						
DTC DOT.COM	ON Surface mount 1/2" EMT install	F Fixed	B Black W White	B Black	L Large	2 2-cell	MP Medium Power	INC Integral Power Supply	D8-120 FE ELV dim 120V	SS ⁽¹⁾ Super Spot	27 2700K						
						4 4-cell	HP High Power										
	ST Recessed with small trim	A Adjustable	B Black W White	B Black C Chromed MMAT Gold Matte	M Medium	4 4-cell	4 4-cell	SP Standard Power	RMT Remote Power Supply	D1-UNV 0-10V dim 120-277V D8-120 ⁽³⁾ FE ELV dim 120V	SP Spot FL Flood	30 3000K 35 3500K					
													F Fixed	B Black W White	S ⁽¹⁾ Small	3 3-cell	LP Low Power
																6 6-cell	
																B Black C Chromed MMAT Gold Matte	L Large
TL Recessed with mud-in trimless kit	F Fixed	X No trim	B Black C Chromed MMAT Gold Matte	M Medium	4 4-cell	SP Standard Power											

¹ Style Small not available in Optic SS
² See Finish Options for detailed dimensions

³ High Power only available with controls D1
*** Contact factory for additional dimming options


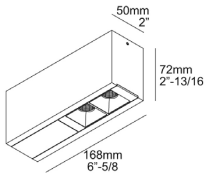


Related Products

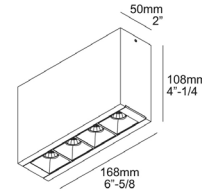
Dot.Com WW, M-Dot.Com, Lass-Oh L (linear), Lass-Oh

Finish Options - Style Large


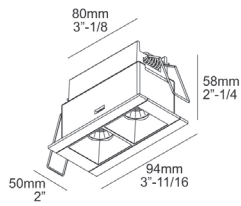
DOT.COM ON L2




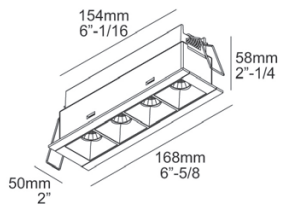
DOT.COM ON L4



DOT.COM ST L2



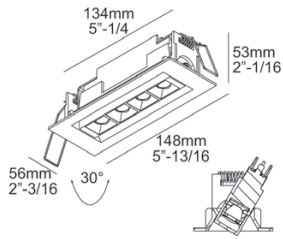
DOT.COM ST L4



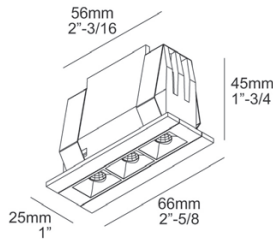


Finish Options - Style Medium & Small

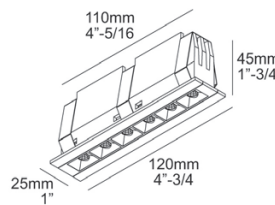
DOT.COM ST M4



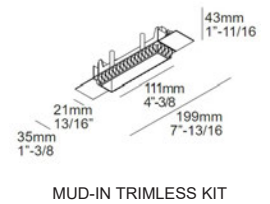

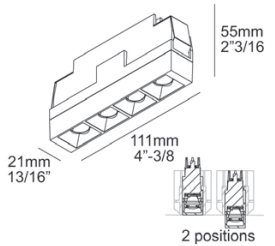
DOT.COM ST S3



DOT.COM ST S6



DOT.COM TL M4





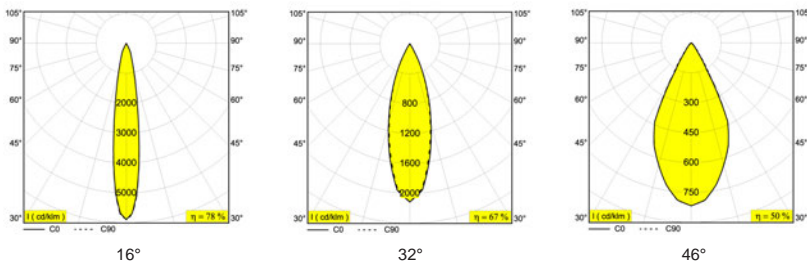
Photometric Data

Optic	SS	SP	FL
Dot.Com Small		34°	59°
Dot.Com Medium	14°	32°	49°
Dot.Com Large	16°	32°	46°

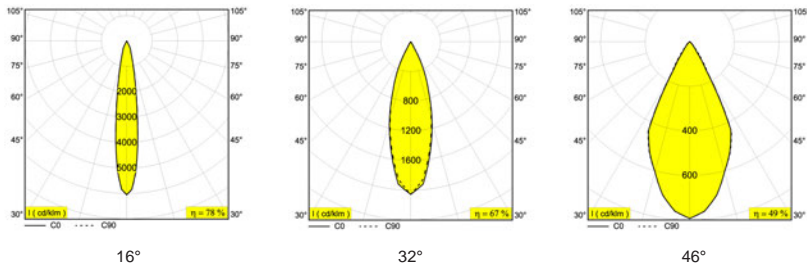
Delivered Lumens	2700K			3000K			3500K		
Optic	SS	SP	FL	SS	SP	FL	SS	SP	FL
Dot.Com S3		211lm	190lm		217lm	196lm		226lm	204lm
Dot.Com S6		465lm	419lm		479lm	432lm		498lm	449lm
Dot.Com M4	447lm	448lm	440lm	449lm	460lm	452lm	476lm	477lm	469lm
Dot.Com ST L2 LP	253lm	228lm	180lm	259lm	234lm	185lm	270lm	243lm	193lm
Dot.Com ON L2 MP	318lm	274lm	205lm	327lm	282lm	211lm	342lm	294lm	220lm
Dot.Com ST L2 MP	351lm	316lm	250lm	360lm	325lm	258lm	375lm	338lm	268lm
Dot.Com ST L2 HP	474lm	427lm	338lm	487lm	439lm	348lm	507lm	457lm	362lm
Dot.Com ST L4 LP	507lm	445lm	353lm	521lm	457lm	362lm	542lm	476lm	377lm
Dot.Com ST L4 MP	704lm	618lm	490lm	724lm	635lm	503lm	753lm	661lm	524lm
Dot.Com ON L4 HP	901lm	773lm	563lm	926lm	795lm	579lm	964lm	827lm	602lm
Dot.Com ST L4 HP	952lm	835lm	662lm	978lm	858lm	680lm	1018lm	893lm	708lm

Performance	S3	S6	M4	L2	L4
*SP	3 x 1W	6 x 1W	4 x 1.4W		
*LP				2 x 1.4W	4 x 1.4W
*MP				2 x 2W	4 x 2W
*HP				2 x 3.1W	4 x 3.1W

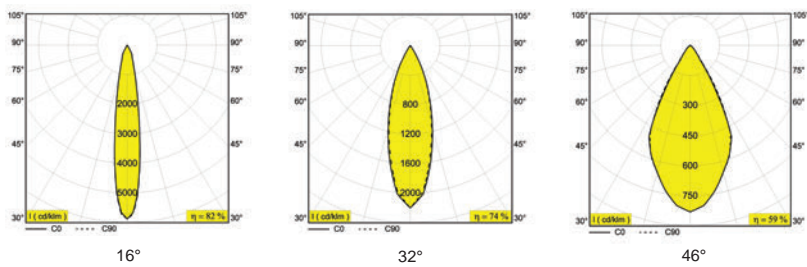
DOT.COM ON L2



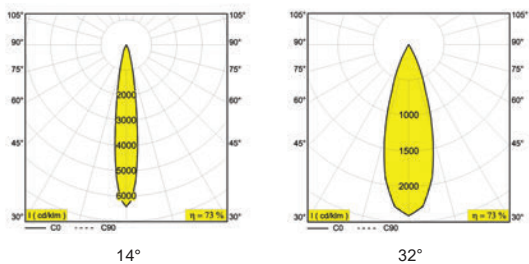
DOT.COM ON L4



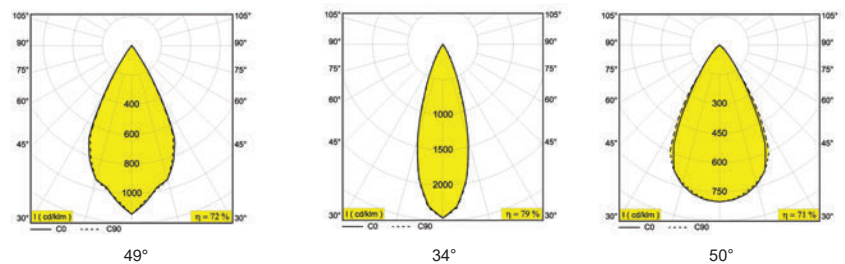
DOT.COM ST L2 / L4



DOT.COM M



DOT.COM S



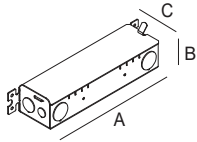


Installation Options

REMOTE DRIVER (With Control D8)

A: 8" x B: 2"-1/2 x C: 2"-1/2
 A: 203mm x B: 64mm x C: 64mm

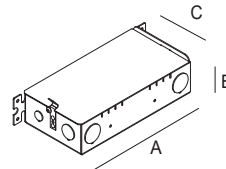
- For Remote application
- ETL Listed
- Damp rated



REMOTE DRIVER (With Control D1)

A: 8" x B: 2"-3/16 x C: 4"-1/4
 A: 203mm x B: 72mm x C: 108mm

- For Remote application
- ETL Listed
- Damp rated



Driver Options

D1

- Dimming Control 0-10V
- Dimming Range 1-100%
- Dim to off yes at 0.7mA
- Power Factor @ Full Load >0.9
- Efficiency @ Full Load ≥87
- THD @ Full Load <20%
- Title 24 Compliant

Dimmer Compatibility

- Leviton IP710-DLZ
- Lutron DDTV-XX
- WattStopper ADF-120277
- Synergy Lighting Controls ISD BC

D8 (With Size Large (Low Power only), Size Medium (qty 2-4), & Size Small)

- Dimming Control Phase Control
- Dimming Range 10-100%
- Dim to off no
- Power Factor @ Full Load >0.9
- Efficiency @ Full Load ≥78
- THD @ Full Load <12%

Dimmer Compatibility

- Leviton IPE04-1LZ
- Lutron DVELV-300P

D8 (With Size Large (Medium & High Power) & Size Medium (qty 1-2))

- Dimming Control Phase Control
- Dimming Range 20-100%
- Dim to off yes
- Power Factor @ Full Load >0.9
- Efficiency @ Full Load ≥80
- THD @ Full Load <10%

Dimmer Compatibility

- Leviton IPE04-1LZ
- Lutron DVELV-300P

D8 (With ON L2)

- Dimming Control Phase Control
- Dimming Range 10-100%
- Dim to off no
- Power Factor @ Full Load >0.9
- Efficiency @ Full Load ≥80
- THD @ Full Load <5%

Dimmer Compatibility

- Leviton IPE04-1LZ
- Lutron DVELV-300P

D8 (With ON L4)

- Dimming Control Phase Control
- Dimming Range 10-100%
- Dim to off no
- Power Factor @ Full Load >0.9
- Efficiency @ Full Load ≥8
- THD @ Full Load <20%

Dimmer Compatibility

- Leviton IPE04-1LZ
- Lutron DVELV-300P

As technology changes, please use information above as guidance. For most recent updated information please contact factory. Specifications subject to change without notice.