

## SPM20 - SPY 522 AIR 93020

29815 9320 B

BESCHIKBAAR IN

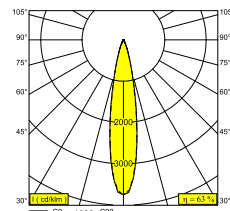
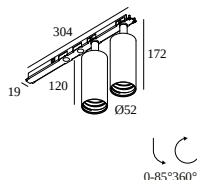
**ZWART** 29815 9320 B

**FLEMISH BRONZE** 29815 9320 FBR

**FLEMISH GOLD** 29815 9320 FG

**GOUD KLEUR** 29815 9320 GC

**WIT** 29815 9320 W



Bekijk op website



### Algemene info

<b>LOCATIE</b>	binnen
<b>INSTALLATIE</b>	Plafond Inbouw
<b>ZAAGMAAT/OPENING (MM)</b>	rechthoekig - KIT
<b>STOF EN WATERDICHTHEID</b>	IP20
<b>GEWICHT (KG)</b>	0.7
<b>RICHTBAARHEID</b>	0° tot 90° zwenkbaar, 355° roteerbaar
<b>INFO</b>	REFLECTOR FL-20° EXCL.LED POWER SUPPLY 350-700mA-DC Optional REFLECTORS 30° & 45° available

### Elektrische info

<b>KLASSE</b>	III
<b>DIM TYPE</b>	afhankelijk van de te kiezen externe voeding
<b>ENERGIE KLASSE</b>	E

### Info lichtbron

<b>LIGHTSOURCE NAME</b>	LED
<b>LICHTBRON</b>	2 x (LED array 5,8-12,4W / CRI>90 (R9: 52) / 3000K / 787-1467lm)
<b>TM-30-15 WAARDEN</b>	rf: 90 / Rg: 99
<b>SDCM</b>	SDCM1
<b>RISK-GROEP</b>	RG1
<b>LM80</b>	L90B10 > 50000
<b>BEAMANGLE</b>	20°
<b>LED TECHNIEK (LICHTBRON)</b>	2934lm // 24,8W // 118lm/W
<b>LED TECHNIEK (TOESTEL)</b>	1838lm // 28,5W // 64lm/W

### Benodigdheden

SPM20 - AIR KIT 1

SPY 52 TUBE

LED POWER SUPPLY 350 / 500 / 700mA-DC DIM

### Accessoires

HONEYCOMB 42

SPREAD LENS 42

LINEAR SPREAD LENS 42

SOFTENING LENS 42

GLASS SBL 42

# DELTALIGHT

## SPM20 - SPY 522 AIR 93020

29815 9320 B

Voor gedetailleerde montage gegevens, consulteer de handleiding : [29815\\_XXX0\\_HAND.pdf](#)

### PLAFOND COMPATIBILITEIT

#### Ceiling Type

#### Mounting Kit



Ventilation in plasterboard

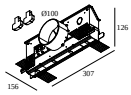


29810 1010 - SPM20 - AIR KIT 1

Required

### VERVOLLEDIG UW SPECIFICATIE

#### AIR kit voor M20



**29810 1010** SPM20 - AIR KIT 1

Uitsparingsmaat (mm): 50 x 310

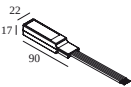
#### LED voedingen

#### # armaturen



# armaturen geeft aan hoeveel toestellen op de voeding kunnen worden aangesloten (min -> max). De waarden vóór en na de 'I' komen respectievelijk overeen met de minimale en maximale aanstroom. Waarden tussen haakjes zijn van toepassing op 110V.

Min. stroom | Max. stroom

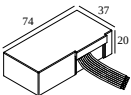


**300 48 350 ED1** LED POWER CONVERTER 48V-DC to 350 mA-DC / 15W DIM1

1

Dimtype: 1-10V

Uitsparingsmaat (mm): 30

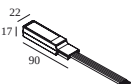


**300 48 350 ED5** LED POWER CONVERTER 48V-DC to 350 mA-DC / 15W DIM5

1

Dimtype: DALI

Uitsparingsmaat (mm): 45

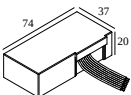


**300 48 350 MDL** LED POWER CONVERTER 48V-DC to 350 mA-DC / 15W MDL

1

Dimtype: niet dimbaar

Uitsparingsmaat (mm): 30



**300 48 350 WDL** LED POWER CONVERTER 48V-DC to 350 mA-DC / 15W WDL

1

Dimtype: WDL = draadloos

Uitsparingsmaat (mm): 45

# DELTALIGHT

## SPM20 - SPY 522 AIR 93020

29815 9320 B



**300 48 500 ED1** LED POWER CONVERTER 48V-DC to 500 mA-DC / 22W DIM1

1

Dimtype: 1-10V

Uitsparingsmaat (mm): 30



**300 48 500 ED5** LED POWER CONVERTER 48V-DC to 500 mA-DC / 22W DIM5

1

Dimtype: DALI

Uitsparingsmaat (mm): 45



**300 48 500 MDL** LED POWER CONVERTER 48V-DC to 500 mA-DC / 22W MDL

1

Dimtype: niet dimbaar

Uitsparingsmaat (mm): 30



**300 48 500 WDL** LED POWER CONVERTER 48V-DC to 500 mA-DC / 22W WDL

1

Dimtype: WDL = draadloos

Uitsparingsmaat (mm): 45

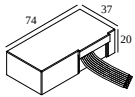


**300 48 700 ED1** LED POWER CONVERTER 48V-DC to 700 mA-DC / 25W DIM1

1

Dimtype: 1-10V

Uitsparingsmaat (mm): 30

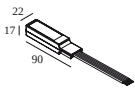


**300 48 700 ED5** LED POWER CONVERTER 48V-DC to 700 mA-DC / 25W DIM5

1

Dimtype: DALI

Uitsparingsmaat (mm): 45



**300 48 700 MDL** LED POWER CONVERTER 48V-DC to 700 mA-DC / 25W MDL

1

Dimtype: niet dimbaar

Uitsparingsmaat (mm): 30



**300 48 700 WDL** LED POWER CONVERTER 48V-DC to 700 mA-DC / 25W WDL

1

Dimtype: WDL = draadloos

Uitsparingsmaat (mm): 45

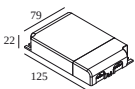


**300 90 61** LED POWER SUPPLY MULTI-POWER DIM6

1|1|1

Dimtype: net-dimbaar (fase afsnijding) of met drukknop

Uitsparingsmaat (mm): 56



**300 90 63** LED POWER SUPPLY MULTI-POWER DIM9

2(2) | 2(2) | 2(1)

Dimtype: 1-10V of DALI of drukknop

Uitsparingsmaat (mm): 82

# DELTALIGHT

## SPM20 - SPY 522 AIR 93020

29815 9320 B



**300 90 64** LED POWER SUPPLY MULTI-POWER DIM7

1(1) | 1(1/2) | 1(1/2)



**Dimtype: 1-10V of met drukknop**

**Uitsparingsmaat (mm): 72**



**300 90 67** LED POWER CONVERTER 24V-DC TO MULTI CURRENT 48W DIM9

1 | - | 1



**Dimtype: 1-10V of DALI of drukknop**



**300 90 68** LED POWER SUPPLY MULTI-POWER DIM5

1(1) | 1(1/2) | 1(1/2)



**Dimtype: DALI**

**Uitsparingsmaat (mm): 72**



**300 90 69** LED POWER SUPPLY MULTI-POWER HV DIM9

3(3) | 3(2) | 2(1)



**Dimtype: 1-10V of DALI of drukknop**

**Uitsparingsmaat (mm): 84**



**300 90 124** LED POWER SUPPLY MULTI-POWER DIM7

1(1) | 1(1/2) | 1/2(1/2)



**Dimtype: 1-10V of met drukknop**

**Uitsparingsmaat (mm): 55**



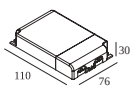
**300 90 125** LED POWER SUPPLY MULTI-POWER MINI DIM5

1(1) | 1(1/2) | 1/2(1/2)



**Dimtype: DALI**

**Uitsparingsmaat (mm): 55**



**300 90 135** LED POWER SUPPLY MULTI-POWER HV

2 | 2 | 2



**Dimtype: niet dimbaar**

**Uitsparingsmaat (mm): 90**



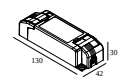
**21012 0010** LED POWER SUPPLY MULTI POWER

1 | 1 | 1



**Dimtype: niet dimbaar**

**Uitsparingsmaat (mm): 50**



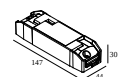
**21012 0021** LED POWER SUPPLY MULTI POWER DIM1

1 | 1 | 1



**Dimtype: 1-10V**

**Uitsparingsmaat (mm): 54**



**21012 0035** LED POWER SUPPLY MULTI POWER DIM5

1 | 1 | 1



**Dimtype: DALI**

**Uitsparingsmaat (mm): 54**

# DELTALIGHT

## SPM20 - SPY 522 AIR 93020

29815 9320 B



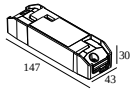
**21012 004W** LED POWER SUPPLY MULTI-POWER WDL

2(2) | 1(1) | 1(1)



Dimtype: WDL = draadloos

Uitsparingsmaat (mm): 84



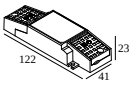
**21012 005W** LED POWER SUPPLY MULTI-POWER COMPACT WDL

1 | 1 | 1



Dimtype: WDL = draadloos

Uitsparingsmaat (mm): 54



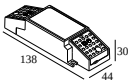
**21012 0268** LED POWER SUPPLY MULTI POWER 200-350 / 15W DIM8

1 | - | -



Dimtype: net-dimbaar (fase afsnijding)

Uitsparingsmaat (mm): 50



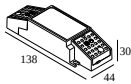
**21012 0278** LED POWER SUPPLY MULTI POWER 500-700 / 20W DIM8

1/2 | 1/2



Dimtype: net-dimbaar (fase afsnijding)

Uitsparingsmaat (mm): 55



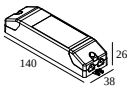
**21012 0288** LED POWER SUPPLY MULTI POWER 500-700 / 36W DIM8

1 | 1



Dimtype: net-dimbaar (fase afsnijding)

Uitsparingsmaat (mm): 55



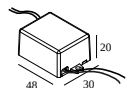
**21012 0298** LED POWER SUPPLY MULTI POWER 250-900 / 20W DIM8

1 | 1 | 1/2



Dimtype: net-dimbaar (fase afsnijding)

Uitsparingsmaat (mm): 48



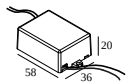
**21012 0308** LED POWER SUPPLY 350mA / 7,35W DIM8

1/2



Dimtype: net-dimbaar (fase afsnijding)

Uitsparingsmaat (mm): 40



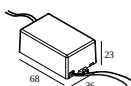
**21012 0318** LED POWER SUPPLY 500mA / 10W DIM8

1/2



Dimtype: net-dimbaar (fase afsnijding)

Uitsparingsmaat (mm): 40



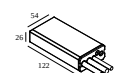
**21012 0328** LED POWER SUPPLY 700mA / 15W DIM8

1/2



Dimtype: net-dimbaar (fase afsnijding)

Uitsparingsmaat (mm): 40



**21012 0480** LED POWER SUPPLY 350mA-DC / 17W IP68

1(1)



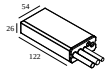
Dimtype: niet dimbaar

Uitsparingsmaat (mm): 60

# DELTALIGHT

## SPM20 - SPY 522 AIR 93020

29815 9320 B

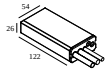


**21012 0490** LED POWER SUPPLY 700mA-DC / 30W IP68

1(1/2)

**Dimtype: niet dimbaar**

**Uitsparingsmaat (mm): 60**

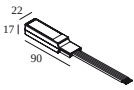


**21012 0500** LED POWER SUPPLY 500mA-DC / 24W IP68

1(1/2)

**Dimtype: niet dimbaar**

**Uitsparingsmaat (mm): 60**

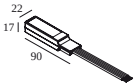


**21032 0295** LED POWER CONVERTER 48V-DC to 350 mA-DC / 15W DIM5

1

**Dimtype: DALI**

**Uitsparingsmaat (mm): 30**

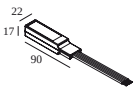


**21032 0305** LED POWER CONVERTER 48V-DC to 500 mA-DC / 22W DIM5

1

**Dimtype: DALI**

**Uitsparingsmaat (mm): 30**



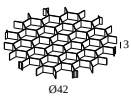
**21032 0315** LED POWER CONVERTER 48V-DC to 700 mA-DC / 25W DIM5

1

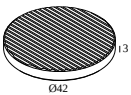
**Dimtype: DALI**

**Uitsparingsmaat (mm): 30**

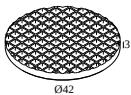
### Licht veranderende onderdelen



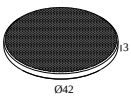
**19810 0010 B** HONEYCOMB 42 SINGLE USE B



**19810 0020** LINEAR SPREAD LENS 42



**19810 0030** SPREAD LENS 42

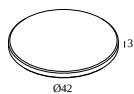


**19810 0040** SOFTENING LENS 42

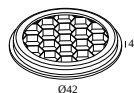
# DELTALIGHT

## SPM20 - SPY 522 AIR 93020

29815 9320 B

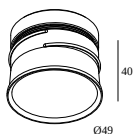


**19810 0050** GLASS SBL 42



**19810 0060 B** HONEYCOMB 42 DOUBLE USE B

### Maak je product af



**19810 0100 B** SPY 52 TUBE B

**19810 0100 FBR** SPY 52 TUBE FBR

**19810 0100 FG** SPY 52 TUBE FG

**19810 0100 GC** SPY 52 TUBE GC

**19810 0100 W** SPY 52 TUBE W

Notes: