DELTALIGHT



SUPERLOOP SLIM IN 120 SBL 930

RIFERIMENTO PRODOTTO 20574 9300 FG

DISPONIBILE IN
NERO 20574 9300 B
FLEMISH BRONZE 20574 9300 FBR
FLEMISH GOLD 20574 9300 FG
ORO COLORATO 20574 9300 GC
BIANCO 20574 9300 W

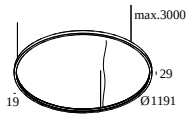

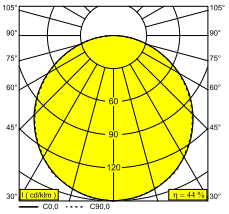

Visualizza sul sito web

Informazioni generali	
AMBIENTE	indoor
IP	Soffitto Sospensione
PROTEZIONE DELL'INGRESSO	IP20
PESO (KG)	2.4
ORIENTABILITÀ	non regolabile
INFORMAZIONI	INCL.PC SBL EXCL.LED POWER SUPPLY 900-1200mA-DC INCL.3 x CABLE SUSPENSION SINGLE AUTO. 3.0m INCL.1 x CABLE 2 x 0.75mm²

Informazioni elettriche	
CLASSE DI ISOLAMENTO	III
TIPO DI DIMMERAZIONE	a seconda del tipo di alimentazione esterna
CLASSE ENERGETICA	E
CERTIFICATI	CB, ENEC, EPD

Informazioni sulla Sorgente luminosa	
LIGHTSOURCE NAME	LED
SORGENTE LUMINOSA	LED cluster 36,4-50,3W / CRI>90 (R9: 59) / 3000K / 5022-6665lm
SDMC	SDCM3
LM80	L70 > 30000
SPECIFICHE TECNICHE (SORGENTE LUMINOSA)	6665lm // 50,3W // 132lm/W
SPECIFICHE TECNICHE (APPARECCHIO DI ILLUMINAZIONE)	2951lm // 58W // 51lm/W

Requisiti

LED POWER SUPPLY 900 / 1200mA-DC DIM
SUPERLOOP POWERBOX H 900mA
SUPERLOOP POWERBOX H 1200mA

Opzioni

CABLE BASE R / S
COVERSET R 62-90-100 / S 62-80-90
CONNECTION ST / CONNECTION TRIMLESS
SUSPENSION ST / SUSPENSION TRIMLESS

DELTALIGHT

SUPERLOOP SLIM IN 120 SBL 930

20574 9300 FG

Per istruzioni di installazione dettagliate, consultare il manuale : **20574_XXX0_HAND.pdf**

CONCLUDI CONFIGURAZIONE

Cavi di alimentazione

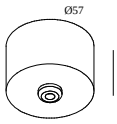

203 99 55 ANO CABLE BASE R ANO

203 99 55 B CABLE BASE R B

203 99 55 W CABLE BASE R W



203 99 56 ANO CABLE BASE S ANO

203 99 56 B CABLE BASE S B

203 99 56 W CABLE BASE S W

Power box

apparecchi

ⓘ # apparecchi indica quanti dispositivi possono essere collegati (min -> max) all'alimentatore. I valori prima e dopo il '|' corrispondono rispettivamente alla corrente di pilotaggio minima e massima. I valori tra parentesi si applicano a 110V.

Corrente min. | Corrente max.

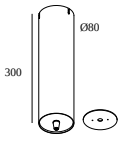

321 55 312 ED1 B SUPERLOOP POWERBOX H8 1200mA DIM1 B — 1

Tipo di regolazione: 1-10 V

321 55 312 ED1 W SUPERLOOP POWERBOX H8 1200mA DIM1 W — 1

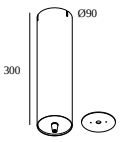

20548 0015 B SUPERLOOP POWERBOX H9 900mA DIM5 B — 1

Tipo di regolazione: DALI

DELTALIGHT

SUPERLOOP SLIM IN 120 SBL 930

20574 9300 FG

	20548 0015 W	SUPERLOOP POWERBOX H9 900mA DIM5 W	1
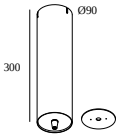	**20548 0025 B**	SUPERLOOP POWERBOX H9 1200mA DIM5 B **Tipo di regolazione: DALI**	1
	20548 0025 W	SUPERLOOP POWERBOX H9 1200mA DIM5 W	1

Alimentatore per led

apparecchi

apparecchi indica quanti dispositivi possono essere collegati (min -> max) all'alimentatore. I valori prima e dopo il '|' corrispondono rispettivamente alla corrente di pilotaggio minima e massima. I valori tra parentesi si applicano a 110V.

Corrente min. | Corrente max.

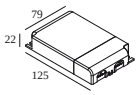	**300 90 129**	LED POWER SUPPLY 900mA-DC / 60W DIM5 **Tipo di regolazione: DALI** **Dimensione del foro (mm): 84**	1
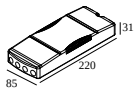	**300 90 130**	LED POWER SUPPLY 1200mA-DC / 60W DIM5 **Tipo di regolazione: DALI** **Dimensione del foro (mm): 95**	1
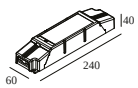	**300 90 132**	LED POWER SUPPLY 1200mA-DC / 70W DIM1 **Tipo di regolazione: 1-10 V** **Dimensione del foro (mm): 80**	1

Kit per scatola incassata

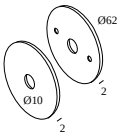	**204 00 62 ANO**	COVERSET R 62 ANO	
	204 00 62 B	COVERSET R 62 B	
	204 00 62 W	COVERSET R 62 W	

DELTALIGHT

SUPERLOOP SLIM IN 120 SBL 930

20574 9300 FG

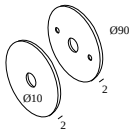	**204 00 90 ANO**	COVERSET R 90 ANO	☐
	204 00 90 B	COVERSET R 90 B	☐
	204 00 90 W	COVERSET R 90 W	☐
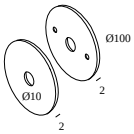	**204 00 100 ANO**	COVERSET R 100 ANO	☐
	204 00 100 B	COVERSET R 100 B	☐
	204 00 100 W	COVERSET R 100 W	☐
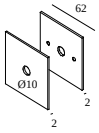	**204 62 62 ANO**	COVERSET S 62 ANO	☐
	204 62 62 B	COVERSET S 62 B	☐
	204 62 62 W	COVERSET S 62 W	☐
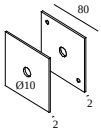	**204 80 80 ANO**	COVERSET S 80 ANO	☐
	204 80 80 B	COVERSET S 80 B	☐
	204 80 80 W	COVERSET S 80 W	☐
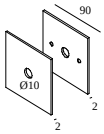	**204 90 90 ANO**	COVERSET S 90 ANO	☐
	204 90 90 B	COVERSET S 90 B	☐
	204 90 90 W	COVERSET S 90 W	☐

DELTALIGHT

SUPERLOOP SLIM IN 120 SBL 930

20574 9300 FG

Componenti per sospensioni

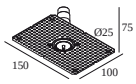

328 10 01 SUSPENSION TRIMLESS O.F.A. ☐

Dimensione del foro (mm): 62 (CONCRETE: 102)

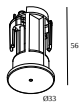

15225 0340 B SUSPENSION ST B ☐

Dimensione del foro (mm): 27

15225 0340 W SUSPENSION ST W ☐

Componenti per il collegamento elettrico

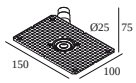

328 10 03 CONNECTION TRIMLESS O.F.A. ☐

Dimensione del foro (mm): 62 (CONCRETE: 102)



15225 0360 B CONNECTION ST B ☐

Dimensione del foro (mm): 43

15225 0360 W CONNECTION ST W ☐

Notes: