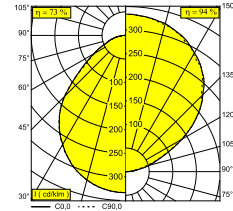
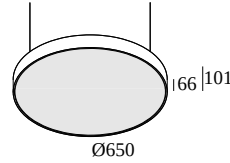


SUPERNOVA FLAT 65 PRISMATIC DOWN-UP 930

20613 9300 B

BESCHIKBAAR IN
ZWART 20613 9300 B
WIT 20613 9300 W



 [Bekijk op website](#)



Algemene info

LOCATIE	binnen
INSTALLATIE	Plafond Gependeld
STOF EN WATERDICHTHEID	IP20
GEWICHT (KG)	9,2
RICHTBAARHEID	niet richtbaar
INFO	INCL.PC PRISMATIC INCL.LED POWER SUPPLY 930mA (DOWN) / 500mA (UP)

Elektrische info

ELEKTRISCH	220-240V / 0 50-60Hz
KLASSE	I
VOEDING INBEGREPEN	YES
DIM TYPE	niet dimbaar
ENERGIE KLASSE	D
CERTIFICATEN	CB, ENEC, LCA, RCM

Info lichtbron

LIGHTSOURCE NAME	LED
LICHTBRON	DOWN @ 930mA: LED cluster 37,4W / CRI>90 (R9: 68) / 3000K / 5360lm UP @ 500mA: 2 x (LED cluster 11,1W / CRI>90 (R9: 50) / 3000K / 1487lm)
TM-30 WAARDEN	Rf: 89 / Rg: 97 Rf: 92 / Rg: 100
SMDC	SDCM3
RISK-GROEP	RG1
LM80	L70 > 60000 L80 > 60000
LED TECHNIEK (LICHTBRON)	DOWN @ 930mA: 5360lm // 37,4W // 144lm/W UP @ 500mA: 2974lm // 22,2W // 134lm/W
LED TECHNIEK (TOESTEL)	DOWN @ 930mA: 3934lm // 43W // 91lm/W UP @ 500mA: 2784lm // 25,5W // 109lm/W

Benodigdheden

SUSPENSION SET 25 3m
CENTRAL ROD SUSPENSION SUPERNOVA FLAT 1m
CENTRAL SUSPENSION SUPERNOVA FLAT

Opties

CABLE BASE R / S
COVERSET R 62-90-100 / S 62-80-90

DELTALIGHT

SUPERNOVA FLAT 65 PRISMATIC DOWN-UP 930

20613 9300 B

Voor gedetailleerde montage gegevens, consulteer de handleiding : [20613_XXX0_HAND.pdf](#)

VERVOLLEDIG UW SPECIFICATIE

Stroomtoevoer



203 99 55 ANO CABLE BASE R ANO

203 99 55 B CABLE BASE R B

203 99 55 W CABLE BASE R W

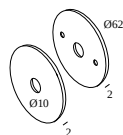


203 99 56 ANO CABLE BASE S ANO

203 99 56 B CABLE BASE S B

203 99 56 W CABLE BASE S W

Coversets



204 00 62 ANO COVERSET R 62 ANO

204 00 62 B COVERSET R 62 B

204 00 62 W COVERSET R 62 W



204 00 90 ANO COVERSET R 90 ANO

DELTALIGHT

SUPERNOVA FLAT 65 PRISMATIC DOWN-UP 930

20613 9300 B

204 00 90 B COVERSET R 90 B

204 00 90 W COVERSET R 90 W



204 00 100 ANO COVERSET R 100 ANO

204 00 100 B COVERSET R 100 B

204 00 100 W COVERSET R 100 W



204 62 62 ANO COVERSET S 62 ANO

204 62 62 B COVERSET S 62 B

204 62 62 W COVERSET S 62 W



204 80 80 ANO COVERSET S 80 ANO

204 80 80 B COVERSET S 80 B

204 80 80 W COVERSET S 80 W



204 90 90 ANO COVERSET S 90 ANO

204 90 90 B COVERSET S 90 B

204 90 90 W COVERSET S 90 W

DELTALIGHT

SUPERNOVA FLAT 65 PRISMATIC DOWN-UP 930

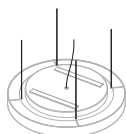
20613 9300 B

Ophang toebehoren

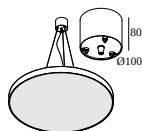


274 97 10 B CENTRAL ROD SUSPENSION SUPERNOVA FLAT 1m B

274 97 10 W CENTRAL ROD SUSPENSION SUPERNOVA FLAT 1m W



328 25 43 SUSPENSION SET 25 3m



328 26 23 B CENTRAL SUSPENSION SUPERNOVA FLAT 3m B

328 26 23 W CENTRAL SUSPENSION SUPERNOVA FLAT 3m W

Onderdelen voor elektrische verbinding



15225 0360 B CONNECTION ST B

Uitsparingsmaat (mm): 43

15225 0360 W CONNECTION ST W

Notes: