DELTALIGHT



SUPERLOOP HC 90 SBL 927

PRODUCTREFERENTIE 321 109 92 FG

BESCHIKBAAR IN
ZWART 321 109 92 B
FLEMISH BRONZE 321 109 92 FBR
FLEMISH GOLD 321 109 92 FG
WIT 321 109 92 W

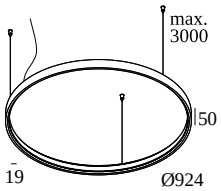

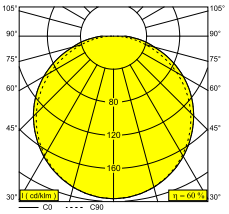

Bekijk op website

Algemene info	
LOCATIE	binnen
INSTALLATIE	Plafond Gependeld
STOF EN WATERDICHTHEID	IP20
GEWICHT (KG)	3
RICHTBAARHEID	niet richtbaar
INFO	INCL.PC SBL EXCL.LED POWER SUPPLY 700-900mA-DC INCL.3 x CABLE SUSPENSION SINGLE AUTO. 3.0m INCL.1 x CABLE 2 x 0.75mm²

Elektrische info	
KLASSE	III
DIM TYPE	afhankelijk van de te kiezen externe voeding
ENERGIE KLASSE	E
CERTIFICATEN	CB, EAC, ENEC, EPD

Info lichtbron	
LIGHTSOURCE NAME	LED
LICHTBRON	LED cluster 28,2-39W / CRI>90 (R9: 59) / 2700K / 3888-5160lm
SDCM	SDCM3
LM80	L70 > 30000
LED TECHNIEK (LICHTBRON)	5160lm // 39W // 132lm/W
LED TECHNIEK (TOESTEL)	3101lm // 45W // 69lm/W

Benodigdheden

LED POWER SUPPLY 700 / 900mA-DC DIM
SUPERLOOP POWERBOX L/H 700mA
SUPERLOOP POWERBOX H 900mA

Opties

CABLE BASE R / S
COVERSET R 62-90-100 / S 62-80-90
CONNECTION ST / CONNECTION TRIMLESS
SUSPENSION ST / SUSPENSION TRIMLESS

Voor gedetailleerde montage gegevens, consulteer de handleiding : **321_X09_93_HAND.pdf**

DELTALIGHT

SUPERLOOP HC 90 SBL 927

321 109 92 FG

VERVOLLEDIG UW SPECIFICATIE

Stroomtoevoer

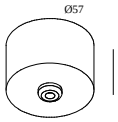

203 99 55 ANO CABLE BASE R ANO ☐

203 99 55 B CABLE BASE R B ☐

203 99 55 W CABLE BASE R W ☐



203 99 56 ANO CABLE BASE S ANO ☐

203 99 56 B CABLE BASE S B ☐

203 99 56 W CABLE BASE S W ☐

Power box

armaturen

ⓘ # armaturen geeft aan hoeveel toestellen op de voeding kunnen worden aangesloten (min -> max). De waarden vóór en na de '|' komen respectievelijk overeen met de minimale en maximale aanstuurstroom. Waarden tussen haakjes zijn van toepassing op 110V.

Min. stroom | Max. stroom

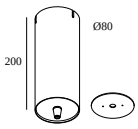

321 55 207 ED1 B SUPERLOOP POWERBOX L 700mA DIM1 B 1 ☐

Dimtype: 1-10V

321 55 207 ED1 W SUPERLOOP POWERBOX L 700mA DIM1 W 1 ☐

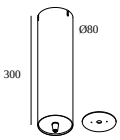

321 55 309 ED5 B SUPERLOOP POWERBOX H 900mA DIM5 B 1 ☐

Dimtype: DALI

321 55 309 ED5 W SUPERLOOP POWERBOX H 900mA DIM5 W 1 ☐

DELTALIGHT

SUPERLOOP HC 90 SBL 927

321 109 92 FG

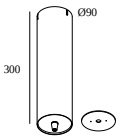

20548 0015 B SUPERLOOP POWERBOX H9 900mA DIM5 B — 1

Dimtype: DALI

20548 0015 W SUPERLOOP POWERBOX H9 900mA DIM5 W — 1

LED voedingen

armaturen

Min. stroom | Max. stroom

ⓘ # armaturen geeft aan hoeveel toestellen op de voeding kunnen worden aangesloten (min -> max). De waarden vóór en na de '|' komen respectievelijk overeen met de minimale en maximale aanstuurstroom. Waarden tussen haakjes zijn van toepassing op 110V.

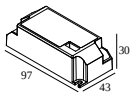

300 90 128 LED POWER SUPPLY 700mA-DC / 36W DIM1 — 1

Dimtype: 1-10V

Uitsparingsmaat (mm): 54

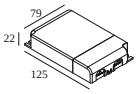

300 90 129 LED POWER SUPPLY 900mA-DC / 60W DIM5 — 1

Dimtype: DALI

Uitsparingsmaat (mm): 84

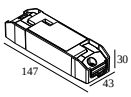

300 90 131 LED POWER SUPPLY 700mA-DC / 38W DIM5 — 1

Dimtype: DALI

Uitsparingsmaat (mm): 54

Coversets

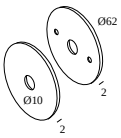

204 00 62 ANO COVERSET R 62 ANO

204 00 62 B COVERSET R 62 B

204 00 62 W COVERSET R 62 W

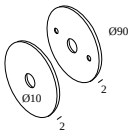

204 00 90 ANO COVERSET R 90 ANO

DELTALIGHT

SUPERLOOP HC 90 SBL 927

321 109 92 FG

	204 00 90 B	COVERSET R 90 B	☐
	204 00 90 W	COVERSET R 90 W	☐
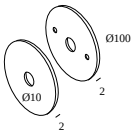	**204 00 100 ANO**	COVERSET R 100 ANO	☐
	204 00 100 B	COVERSET R 100 B	☐
	204 00 100 W	COVERSET R 100 W	☐
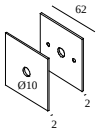	**204 62 62 ANO**	COVERSET S 62 ANO	☐
	204 62 62 B	COVERSET S 62 B	☐
	204 62 62 W	COVERSET S 62 W	☐
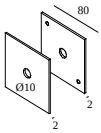	**204 80 80 ANO**	COVERSET S 80 ANO	☐
	204 80 80 B	COVERSET S 80 B	☐
	204 80 80 W	COVERSET S 80 W	☐
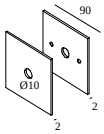	**204 90 90 ANO**	COVERSET S 90 ANO	☐
	204 90 90 B	COVERSET S 90 B	☐
	204 90 90 W	COVERSET S 90 W	☐

DELTALIGHT

SUPERLOOP HC 90 SBL 927

321 109 92 FG

Ophang toebehoren

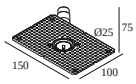

328 10 01 SUSPENSION TRIMLESS O.F.A.

Uitsparingsmaat (mm): 62 (CONCRETE: 102)

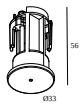

15225 0340 B SUSPENSION ST B

Uitsparingsmaat (mm): 27

15225 0340 W SUSPENSION ST W

Onderdelen voor electrische verbinding

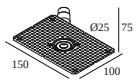

328 10 03 CONNECTION TRIMLESS O.F.A.

Uitsparingsmaat (mm): 62 (CONCRETE: 102)



15225 0360 B CONNECTION ST B

Uitsparingsmaat (mm): 43

15225 0360 W CONNECTION ST W

Notes: