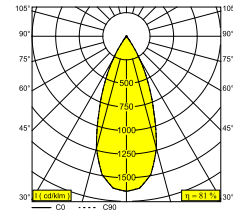
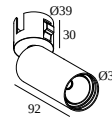




SPY 39 TRIMLESS IN SOFT 93040

24181 9030 BRG

BESCHIKBAAR IN
ZWART 24181 9030 B
ALU GEBORSTELD 24181 9030 BRA
GEBORSTELD ANTRACIET 24181 9030 BRAT
GEBORSTELD KOPER 24181 9030 BRCU
GEBORSTELD GOUD 24181 9030 BRG
GEBORSTELD OUD BRONS 24181 9030 BROB
FLEMISH BRONZE 24181 9030 FBR
FLEMISH GOLD 24181 9030 FG
VOLLEDIG WIT 24181 9030 FW
GOUD KLEUR 24181 9030 GC
PIANO ZWART 24181 9030 PB
WIT 24181 9030 W



Bekijk op website



Algemene info

LOCATIE	binnen
INSTALLATIE	Plafond Inbouw
ZAAGMAAT/OPENING (MM)	rond - Ø KIT
INBOUWDIEPTE (MM)	130
STOF EN WATERDICHTHEID	IP20
GEWICHT (KG)	0.4
RICHTBAARHEID	0° tot 85° zwenkbaar, 355° roteerbaar
INFO	REFLECTOR WFL-40° EXCL.DIMMABLE LED POWER SUPPLY 350mA-DC

Elektrische info

KLASSE	III
DIM TYPE	afhankelijk van de te kiezen externe voeding
ENERGIE KLASSE	F
CERTIFICATEN	CB, ENEC

Info lichtbron

LIGHTSOURCE NAME	LED
LICHTBRON	LED array 6W / CRI>90 (R9: 50) / 3000K-1800K / 623lm
TM-30 WAARDEN	rf: 90 / Rg: 99
SMD	SDCM2
RISK-GROEP	RG1
LM80	L90B10 > 50000
BEAMANGLE	40°
LED TECHNIEK (LICHTBRON)	623lm // 6W // 105lm/W
LED TECHNIEK (TOESTEL)	505lm // 6,9W // 73lm/W

Benodigdheden

SPY 39 TUBE
 MOUNTING KIT SPY 39 TRIMLESS IN
 LED POWER SUPPLY 350mA-DC DIM (Remote)













DELTALIGHT

SPY 39 TRIMLESS IN SOFT 93040

24181 9030 BRG

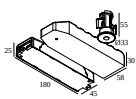
Voor gedetailleerde montage gegevens, consulteer de handleiding : [24181_XXX0_HAND.pdf](#)

PLAFOND COMPATIBILITEIT

Ceiling Type	Mounting Kit	
 System ceiling	 24144 0050 - MOUNTING KIT SPY 39 TRIMLESS IN	Required
 Plasterboard	 24144 0050 - MOUNTING KIT SPY 39 TRIMLESS IN	Required
 Stucanet	 24144 0050 - MOUNTING KIT SPY 39 TRIMLESS IN	Required
 Concrete + plaster	 24144 0050 - MOUNTING KIT SPY 39 TRIMLESS IN	Required
 Lintel + plaster	 24144 0050 - MOUNTING KIT SPY 39 TRIMLESS IN	Required
 Hollow-core slab + plaster	 24144 0050 - MOUNTING KIT SPY 39 TRIMLESS IN	Required

VERVOLLEDIG UW SPECIFICATIE

Noodunits



21032 0270 B EMERGENCY UNIT 7W / 1h + LED INDICATOR HOLDER B

Uitsparingsmaat (mm): 27

21032 0270 W EMERGENCY UNIT 7W / 1h + LED INDICATOR HOLDER W

LED voedingen



armaturen geeft aan hoeveel toestellen op de voeding kunnen worden aangesloten (min -> max). De waarden vóór en na de 'I' komen respectievelijk overeen met de minimale en maximale aanstroom. Waarden tussen haakjes zijn van toepassing op 110V.

armaturen

Min. stroom | Max. stroom

DELTALIGHT

SPY 39 TRIMLESS IN SOFT 93040

24181 9030 BRG



300 48 350 ED1 LED POWER CONVERTER 48V-DC to 350 mA-DC / 15W DIM1

2

Dimtype: 1-10V

Uitsparingsmaat (mm): 30



300 48 350 ED5 LED POWER CONVERTER 48V-DC to 350 mA-DC / 15W DIM5

2

Dimtype: DALI

Uitsparingsmaat (mm): 45



300 48 350 MDL LED POWER CONVERTER 48V-DC to 350 mA-DC / 15W MDL

2

Dimtype: niet dimbaar

Uitsparingsmaat (mm): 30

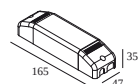


300 48 350 WDL LED POWER CONVERTER 48V-DC to 350 mA-DC / 15W WDL

2

Dimtype: WDL = draadloos

Uitsparingsmaat (mm): 45

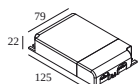


300 90 61 LED POWER SUPPLY MULTI-POWER DIM6

2

Dimtype: net-dimbaar (fase afsnijding) of met drukknop

Uitsparingsmaat (mm): 56

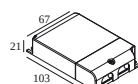


300 90 63 LED POWER SUPPLY MULTI-POWER DIM9

4(4)

Dimtype: 1-10V of DALI of drukknop

Uitsparingsmaat (mm): 82



300 90 64 LED POWER SUPPLY MULTI-POWER DIM7

3(2)

Dimtype: 1-10V of met drukknop

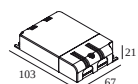
Uitsparingsmaat (mm): 72



300 90 67 LED POWER CONVERTER 24V-DC TO MULTI CURRENT 48W DIM9

2

Dimtype: 1-10V of DALI of drukknop

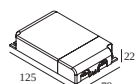


300 90 68 LED POWER SUPPLY MULTI-POWER DIM5

2(2)

Dimtype: DALI

Uitsparingsmaat (mm): 72



300 90 69 LED POWER SUPPLY MULTI-POWER HV DIM9

2->6(6)

Dimtype: 1-10V of DALI of drukknop

Uitsparingsmaat (mm): 84

DELTALIGHT

SPY 39 TRIMLESS IN SOFT 93040

24181 9030 BRG



300 90 124 LED POWER SUPPLY MULTI-POWER DIM7

2(2)

Dimtype: 1-10V of met drukknop

Uitsparingsmaat (mm): 55

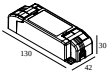


300 90 125 LED POWER SUPPLY MULTI-POWER MINI DIM5

2(2)

Dimtype: DALI

Uitsparingsmaat (mm): 55

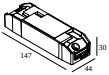


21012 0021 LED POWER SUPPLY MULTI POWER DIM1

3

Dimtype: 1-10V

Uitsparingsmaat (mm): 54

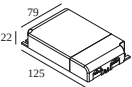


21012 0035 LED POWER SUPPLY MULTI POWER DIM5

3

Dimtype: DALI

Uitsparingsmaat (mm): 54

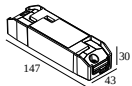


21012 004W LED POWER SUPPLY MULTI-POWER WDL

4(4)

Dimtype: WDL = draadloos

Uitsparingsmaat (mm): 84

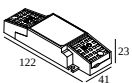


21012 005W LED POWER SUPPLY MULTI-POWER COMPACT WDL

3

Dimtype: WDL = draadloos

Uitsparingsmaat (mm): 54



21012 0268 LED POWER SUPPLY MULTI POWER 200-350 / 15W DIM8

2->2

Dimtype: net-dimbaar (fase afsnijding)

Uitsparingsmaat (mm): 50

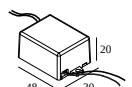


21012 0298 LED POWER SUPPLY MULTI POWER 250-900 / 20W DIM8

2

Dimtype: net-dimbaar (fase afsnijding)

Uitsparingsmaat (mm): 48

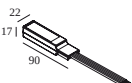


21012 0308 LED POWER SUPPLY 350mA / 7,35W DIM8

1

Dimtype: net-dimbaar (fase afsnijding)

Uitsparingsmaat (mm): 40



21032 0295 LED POWER CONVERTER 48V-DC to 350 mA-DC / 15W DIM5

2

Dimtype: DALI

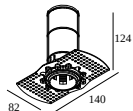
Uitsparingsmaat (mm): 30

DELTALIGHT

SPY 39 TRIMLESS IN SOFT 93040

24181 9030 BRG

Montage kit



24144 0050 MOUNTING KIT SPY 39 TRIMLESS IN

Uitsparingsmaat (mm): 82

Maak je product af



24144 0010 B SPY 39 TUBE B

24144 0010 FBR SPY 39 TUBE FBR

24144 0010 FG SPY 39 TUBE FG

24144 0010 GC SPY 39 TUBE GC

24144 0010 W SPY 39 TUBE W



24144 0070 SPY 39 TUBE SBL

Notes: