



## TRACK 3F DIM ON 1m

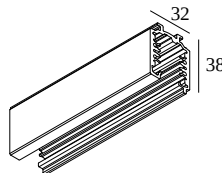
200 12 410 W

DISPONIBLE EN

**ALU ANODIZADO** 200 12 410 ANO

**NEGRO** 200 12 410 B

**BLANCO** 200 12 410 W



[Ver en el sitio web](#)



### Información general

<b>UBICACIÓN</b>	interior
<b>INSTALACIÓN</b>	Techo Al superficie, Techo Suspendido
<b>PROTECCIÓN DE INGRESO</b>	IP20
<b>PESO (KG)</b>	1.1

### Información eléctrica

<b>CLASE</b>	I
--------------	---

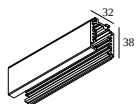
### Opción

TRACK OPTIONS

Para obtener instrucciones de instalación detalladas, consulte el manual : [200\\_12\\_4x0\\_HAND.pdf](#)

## PARTES DE TRACK

### perfiles de riel



**200 12 410 ANO** TRACK 3F DIM ON 1m ANO

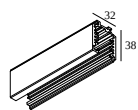
**200 12 410 B** TRACK 3F DIM ON 1m B

**200 12 410 W** TRACK 3F DIM ON 1m W

# DELTALIGHT

## TRACK 3F DIM ON 1m

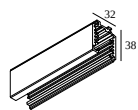
200 12 410 W



**200 12 420 ANO** TRACK 3F DIM ON 2m ANO

**200 12 420 B** TRACK 3F DIM ON 2m B

**200 12 420 W** TRACK 3F DIM ON 2m W

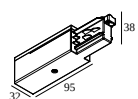


**200 12 430 ANO** TRACK 3F DIM ON 3m ANO

**200 12 430 B** TRACK 3F DIM ON 3m B

**200 12 430 W** TRACK 3F DIM ON 3m W

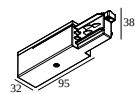
### Partes para riel



**200 12 11 A** TRACK 3F DIM END SUPPLY 11 A

**200 12 11 B** TRACK 3F DIM END SUPPLY 11 B

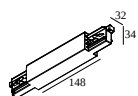
**200 12 11 W** TRACK 3F DIM END SUPPLY 11 W



**200 12 12 A** TRACK 3F DIM END SUPPLY 12 A

**200 12 12 B** TRACK 3F DIM END SUPPLY 12 B

**200 12 12 W** TRACK 3F DIM END SUPPLY 12 W



**200 12 14 A** TRACK 3F DIM MIDDLE SUPPLY A

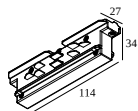
**200 12 14 B** TRACK 3F DIM MIDDLE SUPPLY B

# DELTALIGHT

## TRACK 3F DIM ON 1m

200 12 410 W

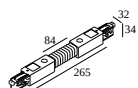
**200 12 14 W** TRACK 3F DIM MIDDLE SUPPLY W



**200 12 21 A** TRACK 3F DIM CORNER 180° A

**200 12 21 B** TRACK 3F DIM CORNER 180° B

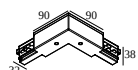
**200 12 21 W** TRACK 3F DIM CORNER 180° W



**200 12 24 A** TRACK 3F DIM ON FLEX CORNER A

**200 12 24 B** TRACK 3F DIM ON FLEX CORNER B

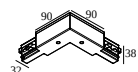
**200 12 24 W** TRACK 3F DIM ON FLEX CORNER W



**200 12 34 A** TRACK 3F DIM CORNER 90° IN A

**200 12 34 B** TRACK 3F DIM CORNER 90° IN B

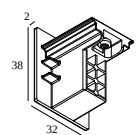
**200 12 34 W** TRACK 3F DIM CORNER 90° IN W



**200 12 35 A** TRACK 3F DIM CORNER 90° OUT A

**200 12 35 B** TRACK 3F DIM CORNER 90° OUT B

**200 12 35 W** TRACK 3F DIM CORNER 90° OUT W



**200 12 41 A** TRACK 3F DIM ON END CAP A

**200 12 41 B** TRACK 3F DIM ON END CAP B

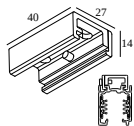
# DELTALIGHT

## TRACK 3F DIM ON 1m

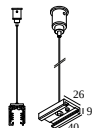
200 12 410 W

**200 12 41 W** TRACK 3F DIM ON END CAP W

### Accesorios de Fijación



**200 12 02 ANO** TRACK 3F DIM ON DIRECT FIXATION ANO



**200 12 13** TRACK 3F DIM ON SUSPENSION 3,0m



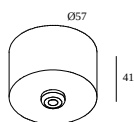
**200 12 50 A** TRACK 3F DIM ON ROD SUSPENSION 1,0m A

**200 12 50 B** TRACK 3F DIM ON ROD SUSPENSION 1,0m B

**200 12 50 W** TRACK 3F DIM ON ROD SUSPENSION 1,0m W

### Cable de alimentación

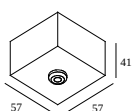
**200 99 53** TRACK CURRENT SUPPLY 5 x 0,75mm<sup>2</sup> 3,0m



**203 99 55 ANO** CABLE BASE R ANO

**203 99 55 B** CABLE BASE R B

**203 99 55 W** CABLE BASE R W



**203 99 56 ANO** CABLE BASE S ANO

**203 99 56 B** CABLE BASE S B

**203 99 56 W** CABLE BASE S W

# DELTALIGHT

## TRACK 3F DIM ON 1m

200 12 410 W

### Partes para conexión eléctrica



**15225 0360 B** CONNECTION ST B

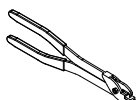


Dimensión de corte (mm): 43

**15225 0360 W** CONNECTION ST W



### Componentes especiales

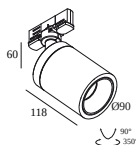


**200 12 01** TRACK 3F DIM CUTTING TOOL

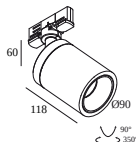


## LUMINARIAS COMPATIBLES

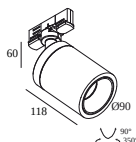
### BOXY R ADM



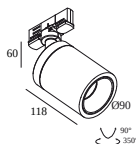
**251 74 811 822 ADM ED8** BOXY R 82733 ADM DIM8



**251 74 811 832 ADM ED8** BOXY R 83033 ADM DIM8

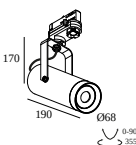


**251 74 811 922 ADM ED8** BOXY R 92733 ADM DIM8



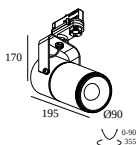
**251 74 811 932 ADM ED8** BOXY R 93033 ADM DIM8

### DRUMMER 68 ADM



**251 80 93 ADM** DRUMMER 68 930 ADM

### DRUMMER 90 ADM



**251 791 93 ADM** DRUMMER 90 FOCUS 930 ADM

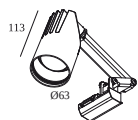
# DELTALIGHT

## TRACK 3F DIM ON 1m

200 12 410 W

### DUMMY

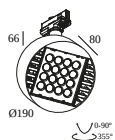
---



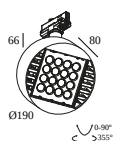
**416 63 1902 ED8** SPLIT-IT PINTOR 63 9-SOFT DIM8

### FRAGMA L ADM

---



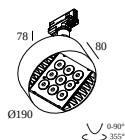
**23610 931W** FRAGMA L 93014 ADM WD



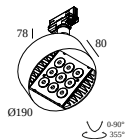
**23610 941W** FRAGMA L 94014 ADM WD

### FRAGMA L SUPERSPOT ADM

---



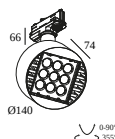
**23616 931W** FRAGMA L SUPERSPOT 9308 ADM WD



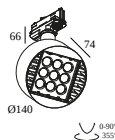
**23616 941W** FRAGMA L SUPERSPOT 9408 ADM WD

### FRAGMA M ADM

---



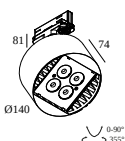
**23611 931W** FRAGMA M 93014 ADM WD



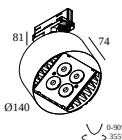
**23611 941W** FRAGMA M 94014 ADM WD

### FRAGMA M SUPERSPOT ADM

---



**23615 931W** FRAGMA M SUPERSPOT 9308 ADM WD



**23615 941W** FRAGMA M SUPERSPOT 9408 ADM WD

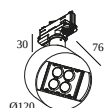
# DELTALIGHT

## TRACK 3F DIM ON 1m

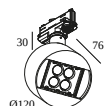
200 12 410 W

### FRAGMA S ADM

---



**23612 931W** FRAGMA S 93014 ADM WD

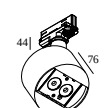


**23612 941W** FRAGMA S 94014 ADM WD

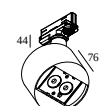


### FRAGMA S SUPERSPOT ADM

---



**23614 931W** FRAGMA S SUPERSPOT 9308 ADM WD

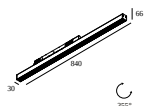


**23614 941W** FRAGMA S SUPERSPOT 9408 ADM WD

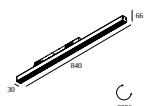


### INFORM OK ADM

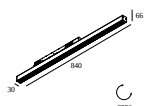
---



**29312 8325** INFORM OK 83067 ADM SLIM DIM5



**29312 9225** INFORM OK 92767 ADM SLIM DIM5

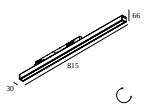


**29312 9325** INFORM OK 93067 ADM SLIM DIM5



### LED LINE OK ADM

---

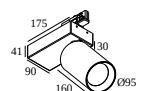


**29311 9305** LED LINE OK 930 ADM SLIM DIM5



### MAXISPY 95 ADM

---



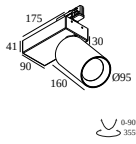
**414 562 21 82 ADM ED5** MAXISPY 95 827 ADM DIM5



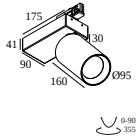
# DELTALIGHT

## TRACK 3F DIM ON 1m

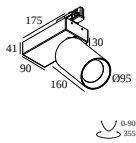
200 12 410 W



**414 562 21 83 ADM ED5** MAXISPY 95 830 ADM DIM5

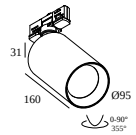


**414 562 21 92 ADM ED5** MAXISPY 95 927 ADM DIM5



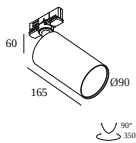
**414 562 21 93 ADM ED5** MAXISPY 95 930 ADM DIM5

## MAXISPY 95 HV ADM

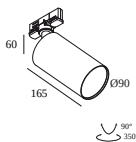


**414 66 3083 ADM** MAXISPY ON 95 HV 830 ADM

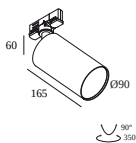
## MAXISPY ADM



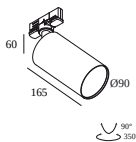
**414 46 21 822 ADM ED1** MAXISPY 82720 ADM DIM1



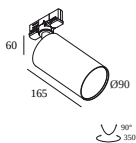
**414 46 21 823 ADM ED1** MAXISPY 82735 ADM DIM1



**414 46 21 824 ADM ED1** MAXISPY 82750 ADM DIM1



**414 46 21 832 ADM ED1** MAXISPY 83020 ADM DIM1

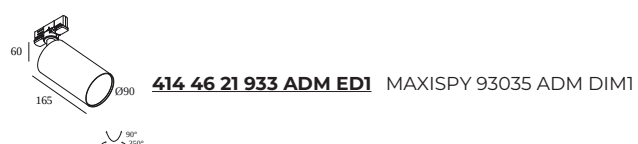

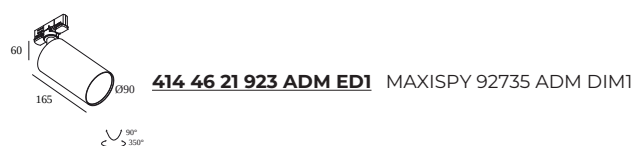


**414 46 21 833 ADM ED1** MAXISPY 83035 ADM DIM1

# DELTALIGHT

## TRACK 3F DIM ON 1m

200 12 410 W



## MAXISPY DYNAMIC FOCUS ADM



## MULTINOVA 30 ADM



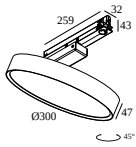
# DELTALIGHT

## TRACK 3F DIM ON 1m

200 12 410 W

### MULTINOVA 30 PIVOT ADM

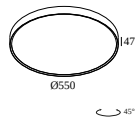
---



**27937 9305** MULTINOVA 30 PIVOT SMOKE 930 ADM DIM5

### MULTINOVA 55 ADM

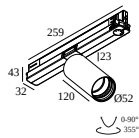
---



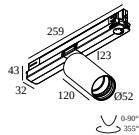
**28034 9005** MULTINOVA 55 TW PRISM 930 ADM DIM5

### SPY 52 ADM

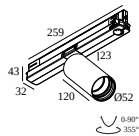
---



**19881 9025** SPY 52 TW 96520 ADM DIM5



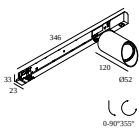
**19881 9035** SPY 52 TW 96545 ADM DIM5



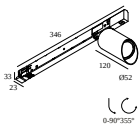
**19881 9045** SPY 52 TW 96530 ADM DIM5

### SPY 52 WALLWASH ADM

---



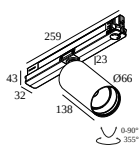
**19886 9205** SPY 52 WALLWASH 927 ADM SLIM DIM5



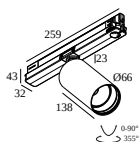
**19886 9305** SPY 52 WALLWASH 930 ADM SLIM DIM5

### SPY 66 ADM

---



**24629 9015** SPY 66 TW 96518 ADM DIM5




**24629 9025** SPY 66 TW 96525 ADM DIM5

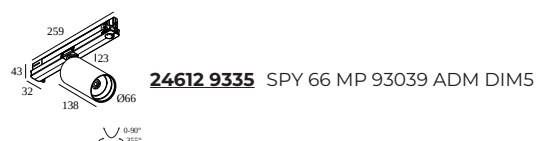
# DELTALIGHT

## TRACK 3F DIM ON 1m

200 12 410 W



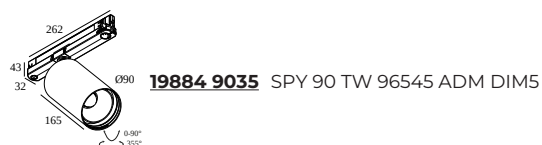

### SPY 66 LP/MP ADM




### SPY 66 WALLWASH ADM



### SPY 90 ADM




### SPY ADM



# DELTALIGHT

## TRACK 3F DIM ON 1m

200 12 410 W



**414 367 831 ADM** SPY ON 83006 ADM

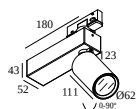


**414 367 921 ADM** SPY ON 92706 ADM

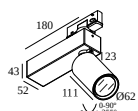


**414 367 931 ADM** SPY ON 93006 ADM

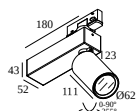
### SPY FOCUS ADM



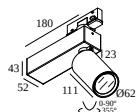
**414 365 811 82 ADM** SPY FOCUS ON 827 ADM



**414 365 811 83 ADM** SPY FOCUS ON 830 ADM



**414 365 811 92 ADM** SPY FOCUS ON 927 ADM



**414 365 811 93 ADM** SPY FOCUS ON 930 ADM

### SPYCO 70 ADM

**19922 9325** SPYCO 70 HONEYCOMB 93024 ADM DIM5

**19922 9335** SPYCO 70 HONEYCOMB 93036 ADM DIM5

**19922 9425** SPYCO 70 HONEYCOMB 94024 ADM DIM5

**19922 9435** SPYCO 70 HONEYCOMB 94036 ADM DIM5

### SPYCO 90 ADM

**19923 9315** SPYCO 90 HONEYCOMB 93018 ADM DIM5

**19923 9325** SPYCO 90 HONEYCOMB 93024 ADM DIM5

**19923 9335** SPYCO 90 HONEYCOMB 93036 ADM DIM5

**19923 9415** SPYCO 90 HONEYCOMB 94018 ADM DIM5

# DELTALIGHT

## TRACK 3F DIM ON 1m

200 12 410 W

**19923 9425** SPYCO 90 HONEYCOMB 94024 ADM DIM5

**19923 9435** SPYCO 90 HONEYCOMB 94036 ADM DIM5

### SPYCO AC ADM



**28317 9228** SPYCO AC 92733 ADM DIM8



**28317 9328** SPYCO AC 93033 ADM DIM8



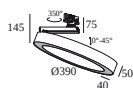
### SPYCO Hi ADM



**414 353 10 ADM** SPYCO Hi ADM

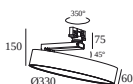


### SUPER-OH XS PIVOT ADM



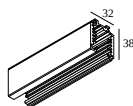
**308 22 03 83 ADM ED8** SUPER-OH! XS PIVOT 39 ADM DIM8

### SUPERNOVA XS PIVOT ADM



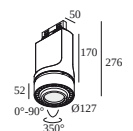
**274 88 3224 ADM ED5** SUPERNOVA XS PIVOT 330 ADM DIM5

### TRACK 3F DIM ON

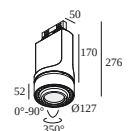


**200 12 430** TRACK 3F DIM ON 3m

### YOU-TURN ADM



**313 031 21 821 ADM ED5** YOU-TURN ON OPTO 30 82715 ADM DIM5

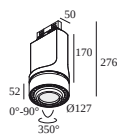


**313 031 21 822 ADM ED5** YOU-TURN ON OPTO 30 82733 ADM DIM5

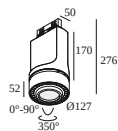
# DELTALIGHT

## TRACK 3F DIM ON 1m

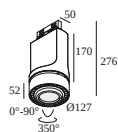
200 12 410 W



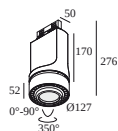
**313 031 21 823 ADM ED5** YOU-TURN ON OPTO 30 82755 ADM DIM5



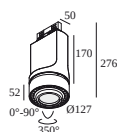
**313 031 21 831 ADM ED5** YOU-TURN ON OPTO 30 83015 ADM DIM5



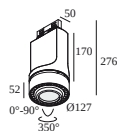
**313 031 21 832 ADM ED5** YOU-TURN ON OPTO 30 83033 ADM DIM5



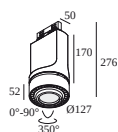
**313 031 21 833 ADM ED5** YOU-TURN ON OPTO 30 83055 ADM DIM5



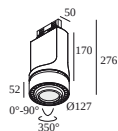
**313 031 21 921 ADM ED5** YOU-TURN ON OPTO 30 92715 ADM DIM5



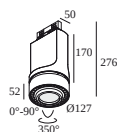
**313 031 21 922 ADM ED5** YOU-TURN ON OPTO 30 92733 ADM DIM5



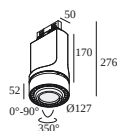
**313 031 21 923 ADM ED5** YOU-TURN ON OPTO 30 92755 ADM DIM5



**313 031 21 931 ADM ED5** YOU-TURN ON OPTO 30 93015 ADM DIM5



**313 031 21 932 ADM ED5** YOU-TURN ON OPTO 30 93033 ADM DIM5



**313 031 21 933 ADM ED5** YOU-TURN ON OPTO 30 93055 ADM DIM5

# DELTALIGHT

## **TRACK 3F DIM ON 1m**

200 12 410 W

Notes: