



## SUPERLOOP-SPY FOCUS LP 927 MDL

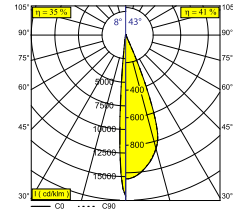
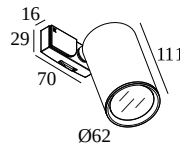
20547 9200 B

AVAILABLE IN

**BLACK** 20547 9200 B

**FLEMISH BRONZE** 20547 9200 FBR

**FLEMISH GOLD** 20547 9200 FG



[View on website](#)



### General info

<b>LOCATION</b>	indoor
<b>INSTALLATION</b>	Low voltage systems Low voltage system mounted
<b>INGRESS PROTECTION</b>	IP20
<b>WEIGHT (KG)</b>	0.5
<b>ADJUSTABILITY</b>	0° to 90° swiveling, 355° rotatable
<b>INFORMATION</b>	ADJUSTABLE BEAM 8°-43° INCL.CLIP 48V ADAPTER EXCL.LED POWER SUPPLY 48V-DC

### Electrical info

<b>ELECTRICAL</b>	48V-DC
<b>CLASS</b>	III
<b>DIM TYPE</b>	MDL = 1-10V or DALI or push button
<b>ENERGY CLASS</b>	E
<b>CERTIFICATES</b>	CB, EAC, ENEC

### Lightsource info

<b>LIGHTSOURCE NAME</b>	LED
<b>LIGHTSOURCE</b>	LED array 8,6W / CRI>90 (R9: 60) / 2700K / 974lm
<b>TM-30 VALUES</b>	rf: 89 / Rg: 100
<b>SDCM</b>	SDCM1
<b>RISKGROUP</b>	RG1
<b>LM80</b>	L90B10 > 50000
<b>BEAMANGLE</b>	8°-43°
<b>LED TECHNICS (LIGHT SOURCE)</b>	974lm // 8,6W // 113lm/W
<b>LED TECHNICS (LUMINAIRE)</b>	399lm // 9,9W // 40lm/W

### Requirements

LED POWER SUPPLY 48V-DC

### Options

DIMMABLE MODULATOR

For detailed installation instructions, please consult the manual : [20547\\_XXXX\\_HAND.pdf](#)

# DELTALIGHT


## SUPERLOOP-SPY FOCUS LP 927 MDL

20547 9200 B

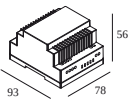
### FINISH YOUR SPECIFICATION

#### SMART 48

#### # of Fixtures

 # of fixtures indicates how many devices can be connected (min -> max) to the power supply. The values before and after the '|' correspond respectively with the minimum and maximum driving current. Values between brackets are applicable to 110V.

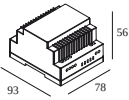
Min current | Max current



**300 90 011** SMART 48 MODULATOR DIM9

18

Dimtype: 1-10V or DALI or push button




**300 90 012** SMART 48 MODULATOR WD

18

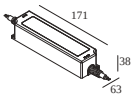
Dimtype: WDL = wireless dimmable

#### LED power supplies

#### # of Fixtures

 # of fixtures indicates how many devices can be connected (min -> max) to the power supply. The values before and after the '|' correspond respectively with the minimum and maximum driving current. Values between brackets are applicable to 110V.

Min current | Max current

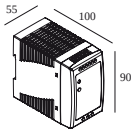


**300 89 48 90** LED POWER SUPPLY 48V-DC / 90W

9

Dimtype: non-dimmable

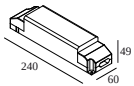
Cutout dimension (mm): 75



**300 89 48 100** LED POWER SUPPLY 48V-DC / 100W DIN

9

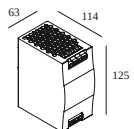
Dimtype: non-dimmable



**300 89 48 150** LED POWER SUPPLY 48V-DC / 150W

15

Dimtype: non-dimmable



**300 89 48 240** LED POWER SUPPLY 48V-DC / 240W DIN

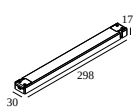
23

Dimtype: non-dimmable

# DELTALIGHT

## SUPERLOOP-SPY FOCUS LP 927 MDL

20547 9200 B



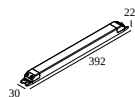
**21012 0230** LED POWER SUPPLY 48V-DC / 100W

9



**Dimtype: non-dimmable**

**Cutout dimension (mm): 40**



**21012 0240** LED POWER SUPPLY 48V-DC / 200W

19



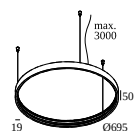
**Dimtype: non-dimmable**

**Cutout dimension (mm): 40**

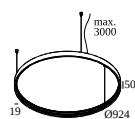
## COMPATIBLE COMPOSABLES

### SUPERLOOP HC MDL

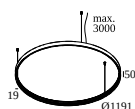
Available Colours



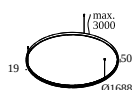
**418 481 07** SUPERLOOP HC 70 MDL



**418 481 09** SUPERLOOP HC 90 MDL



**418 481 12** SUPERLOOP HC 120 MDL

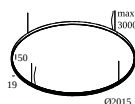


**418 481 17** SUPERLOOP HC 170 MDL



### SUPERLOOP HC MDL XL

Available Colours



**20555 0000** SUPERLOOP HC 200 MDL



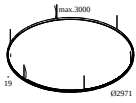
**20556 0000** SUPERLOOP HC 250 MDL



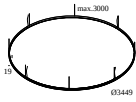
# DELTALIGHT

## SUPERLOOP-SPY FOCUS LP 927 MDL

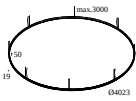
20547 9200 B



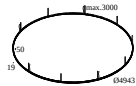
**20557 0000** SUPERLOOP HC 300 MDL



**20558 0000** SUPERLOOP HC 350 MDL



**20559 0000** SUPERLOOP HC 400 MDL

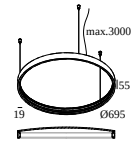


**20560 0000** SUPERLOOP HC 500 MDL

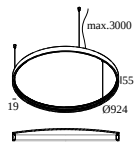


### SUPERLOOP PLUS MDL

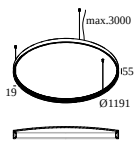
Available Colours



**20564 0000** SUPERLOOP PLUS HC 70 MDL



**20565 0000** SUPERLOOP PLUS HC 90 MDL

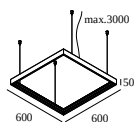


**20566 0000** SUPERLOOP PLUS HC 120 MDL

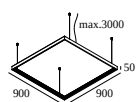


### SUPERLOOP S HC MDL

Available Colours



**418 482 106** SUPERLOOP S HC 106 MDL



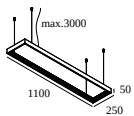
**418 482 109** SUPERLOOP S HC 109 MDL



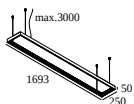
# DELTALIGHT

## SUPERLOOP-SPY FOCUS LP 927 MDL

20547 9200 B



**418 482 211** SUPERLOOP S HC 211 MDL



**418 482 217** SUPERLOOP S HC 217 MDL



Notes: